

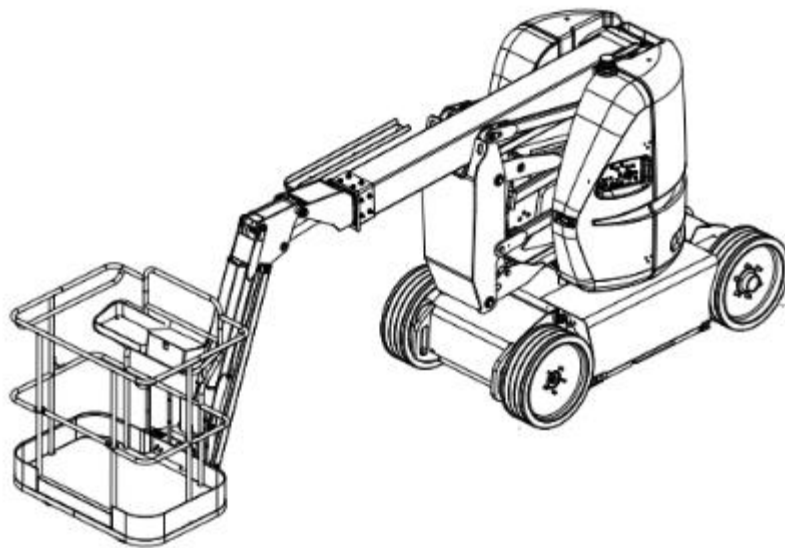


GTHZ Series

**Curved arm high-altitude
work platform**

**GTHZ120
GTHZ170
GTHZ170C**

Spare parts manual



HANGCHA GROUP CO., LTD

Apr. 2024

PREFACE

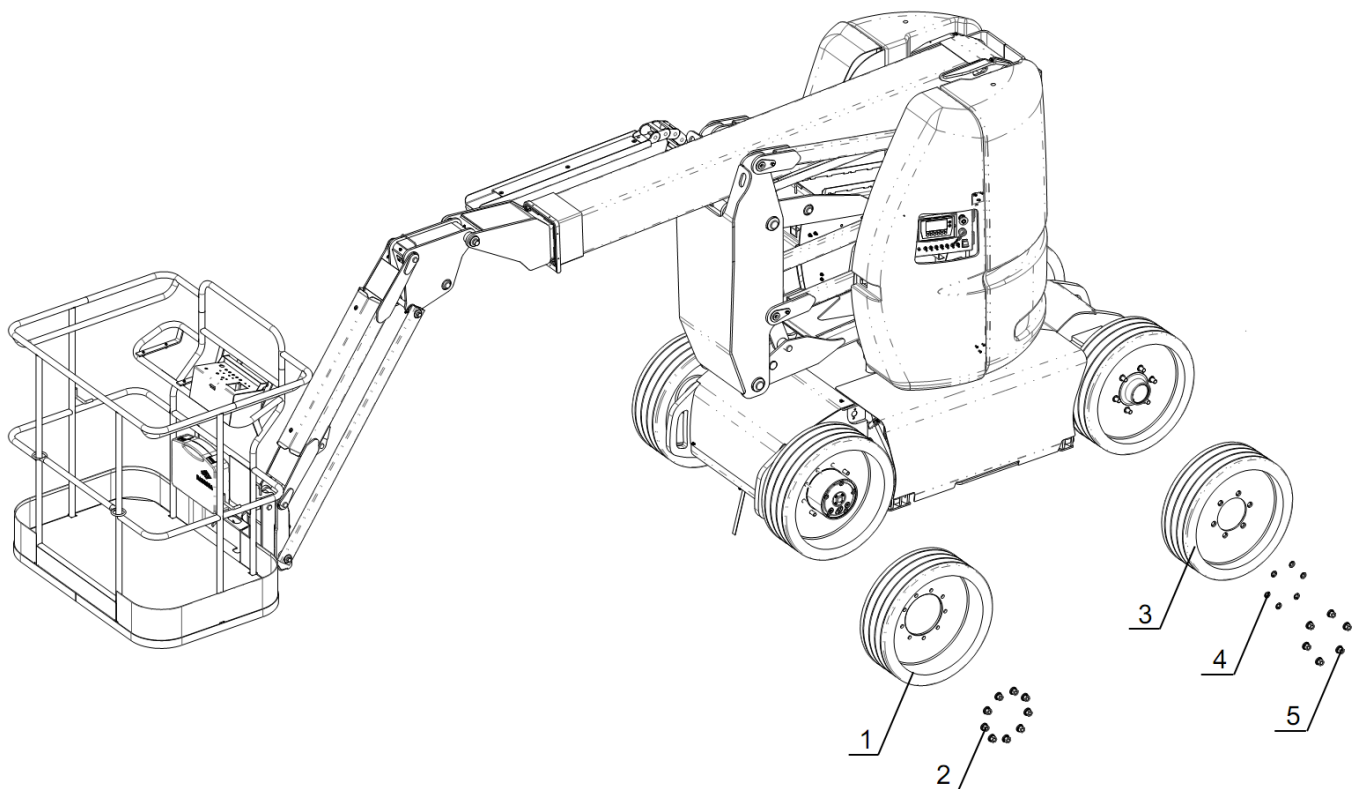
Chapter 1 Chassis.....	1
Fig. 1-1 Wheel (GTHZ120)	2
Fig. 1-2 Wheel (GTHZ170)	3
Fig. 1-3 Wheel (GTHZ170C)	4
Fig. 1-4 Chassis assembly (GTHZ120)	5
Fig. 1-5 Chassis assembly (GTHZ170)	9
Fig. 1-6 Chassis assembly (GTHZ170C)	13
Chapter 2 Turntable.....	17
Fig. 2-1 turntable (GTHZ120)	18
Fig. 2-2 turntable (GTHZ170/GTHZ170C)	22
Chapter 3 Boom.....	26
Fig. 3-1 Assembly of Lift arm (GTHZ120)	27
Fig. 3-2 Assembly of Lift arm (GTHZ170/GTHZ170C)	31
Fig. 3-3 Upper arm and telescopic arm assembly (GTHZ120)	35
Fig. 3-4 Upper arm and telescopic arm assembly (GTHZ170/GTHZ170C)	39
Fig. 3-5 Arm assembly.....	43
Chapter 4 Working platform.....	46
Fig. 4-1 Working platform and jib Assembly.....	47
Fig. 4-2 Anti-extrusion device	50
Chapter 5 Hydraulic system.....	51
Fig. 5-1 The main oil circuit (GTHZ120)	52

Fig. 5-2 The main oil circuit (GTHZ170/GTHZ170C)	54
Fig. 5-3 Turret rotates oil circuit.....	56
Fig. 5-4 Fence rotary oil circuit (GTHZ120)	57
Fig. 5-5 Fence rotary oil circuit (GTHZ170/GTHZ170C)	58
Fig. 5-6 Pendular arm oil circuit (GTHZ120)	60
Fig. 5-7 Pendular arm oil circuit (GTHZ170/GTHZ170C)	61
Fig. 5-8 Telescope oil circuit (GTHZ120)	63
Fig. 5-9 Telescope oil circuit (GTHZ170/GTHZ170C)	65
Fig. 5-10 Tilting oil circuit (GTHZ120)	67
Fig. 5-11 Tilting oil circuit (GTHZ170/GTHZ170C)	69
Fig. 5-12 Lifting circuit (GTHZ120)	72
Fig. 5-13 Lifting circuit (GTHZ170/GTHZ170C)	74
Fig. 5-14 Steering circuit.....	77
Fig. 5-15 Stabilizer circuit (GTHZ120)	79
Fig. 5-16 Manual release circuit.....	81
Fig. 5-17 Steering cylinder assembly.....	83
Fig. 5-18 Lower cylinder assembly.....	84
Fig. 5-19 Upper cylinder assembly.....	86
Fig. 5-20 Compensation cylinder assembly.....	88
Fig. 5-20 Compensation cylinder assembly.....	89
Fig. 5-21 Telescope cylinder assembly.....	90
Fig. 5-22 Tilting cylinder assembly.....	92
Fig. 5-23 Pendular cylinder assembly.....	93

Fig. 5-24 Rotation cylinder assembly.....	94
Chapter 6 Electrical system.....	95
Fig. 6-1 Cable Assembly (GTHZ120)	96
Fig. 6-2 Cable Assembly (GTHZ170/GTHZ170C)	98
Fig. 6-3 Cable Assembly (Lead acid battery)	100
Fig. 6-4 Cable Assembly (Lithium battery)	103
Fig. 6-4 Electric device distribution (GTHZ120)	106
Fig. 6-5 Electric device distribution (GTHZ170/GTHZ170C)	108
Fig. 6-6 Complete control console (Ground)	110
Fig. 6-7 Complete control console (Basket)	112
Chapter 7 Adhesive signs.....	114
Fig. 7-1 Adhesive signs (GTHZ120)	115
Fig. 7-2 Adhesive signs (GTHZ170/GTHZ170C)	117

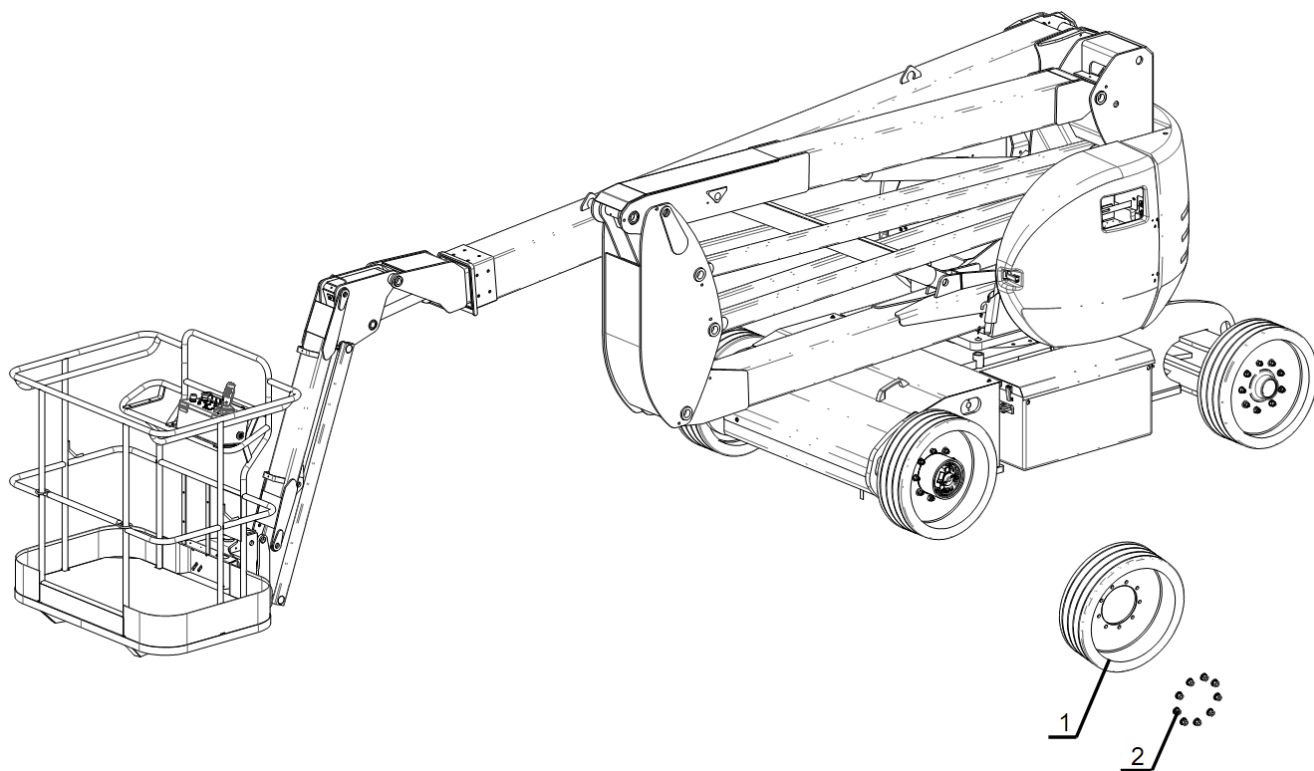
Chapter 1 Chassis

Fig. 1-1 Wheel (GTHZ120)



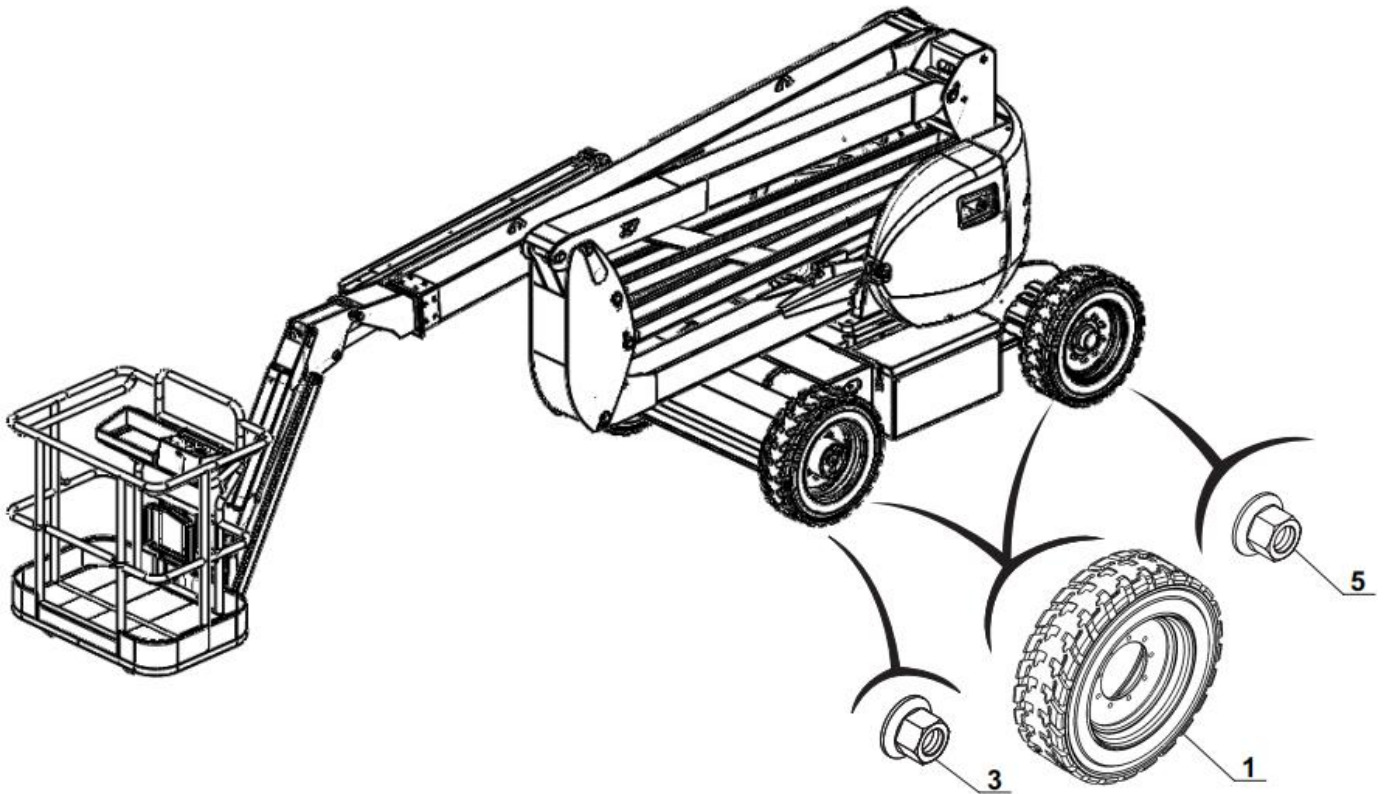
Item No.	Part No.	Description	Qty	Remarks or Series No.	Code No.
1	GTHZ170-111000-G00	Wheel	2		221100000008
2	HZ120P-110002-000	Wheel nut	18		221100040008
3	HZ120P-111000-G00	Wheel	2		221100000020
4	GB849-88	Washer 18	12		
5	GTHZ120-110001-000	Wheel nut	12		221100040001

Fig. 1-2 Wheel (GTHZ170)



Item No.	Part No.	Description	Qty	Remarks or Series No.	Code No.
1	GTHZ170-111000-G00	Wheel	4		221100000008
2	HZ120P-110002-000	Wheel nut	36		221100040008

Fig. 1-3 Wheel (GTHZ170C)



Item No.	Part No.	Description	Qty	Remarks or Series No.	Code No.
1	GTHZ170C-111000-G00	Wheel	4	GTHZ170C	221100000010
3	GTHZ170C-110002-G00	Wheel nut	18	GTHZ170C	
5	HZ120P-110002-000	Wheel nut	18	GTHZ170、 GTHZ170C	221100040008

Fig. 1-4 Chassis assembly (GTHZ120)

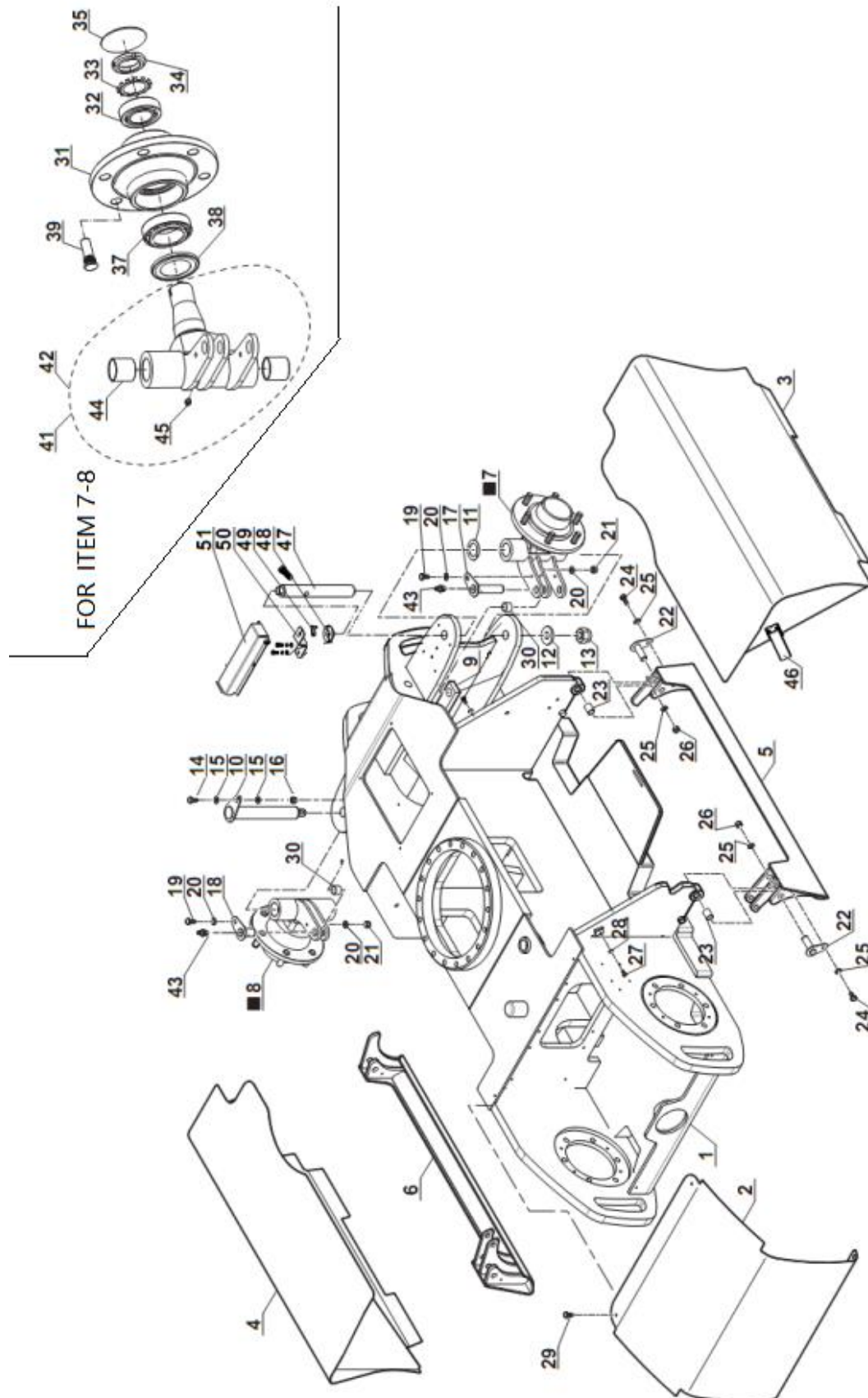


Fig. 1-4 Chassis assembly (GTHZ120)

Item No.	Part No.	Description	Qty	Remarks or Series No.	Code No.
1	HZ120P-410000-000	Frame	1		
2	HZ120P-400001-000	Engine bonnet	1		224000040032
3	HZ120P-420000-000	Battery bonnet	1	配铅酸电瓶	
	HZ120P-420000-002	Battery bonnet	1	配锂电	
4	HZ120P-430000-000	Battery bonnet	1		224200000005
5	GTHZ120-450000-000	Stabilizer	1		224500000010
6	GTHZ120-460000-000	Stabilizer	1		224500000011
7	GTHZ120-220000-000	R. H. complete wheel hub	1		222100000013
8	GTHZ120-210000-000	L. H. complete wheel hub	1		222100000012
9	GTHZ120-200100-000	Steering rod	1		222200050002
10	GTHZ120-200200-000	Articulating pin	2		222200000004
11	CT-604240-G00	Bushing	2		222100070006
12	GTHZ120-200600-000	Washer	2		222100050003
13	GB889-86	Nut M24	2		300020150002
14	GB5783-86	Screw M8×40	2		300010040183
15	GB96-85	Washer 8	4		300030190008
16	GB889-86	Nut M8	2		300020150004
17	GTHZ120-200300-000	Articulating pin	1		222200000006
18	GTHZ120-200400-000	Articulating pin	1		222200000005

Fig. 1-4 Chassis assembly (GTHZ120)

Item No.	Part No.	Description	Qty	Remarks or Series No.	Code No.
19	GB5783-86	Screw M8×30	2	8.8	300010040178
20	GB96-85	Washer 8	4		300030190008
21	GB889-86	Nut M8	2		300020150004
22	GTHZ120-400100-000	Articulating pin	4		224000000013
23	CT-102030-G00	Bushing	4	Bushing 2030	224000080009
24	GB5783-86	Screw M6×25	4		300010040153
25	GB96-85	Washer 6	8		300030190007
26	GB889-86	Nut M6	4		300020150005
29	GB5783-86	Screw M6×16	2	8.8	300010040148
	GB93-87	Washer 6	2		300030010014
	GB97.1-85	Washer 6	2		300030040013
30	CT-112520-G00	Bushing	2		222100070005
31	GTHZ120-210200-000	Wheel nut	1		222200060001
32	GB/T297-2015	Bearing	1		300140020092
33	GB/T858-1988	Washer 50	1		300030060020
34	GB/T812-1988	Nut M50×1.5	1		300020220020
35	GTHZ120-210003-000	Plug	1		222100010011
36	GB/T 893-2017	Circlip 95	1		300060010034
37	GB/T297-2015	Bearing	1		300140020093
38	GTHZ120-210002-000	Protective housing	1		222100020011

Fig. 1-4 Chassis assembly (GTHZ120)

Item No.	Part No.	Description	Qty	Remarks or Series No.	Code No.
39	GTHZ120-210001-000	Screw	6		222100070003
40	GTHZ120-110001-000	Wheel nut	— —		221100040001
41	GTHZ120-210100-000	L. H. stub axle	1		222100000011
42	GTHZ120-220100-000	R. H. stub axle	1		222100000014
43	GTHZ120-200700-000	Straight greaser	2		222100070001
44	CT-104040-G00	Bushing	4		222100070004
45	GTHZ120-200700-000	Straight greaser	2		222100070001
46	GTHZ120-402500-G00	Locker	4		224000100002
47	GTHZ170C-200200-001	Articulating pin	1		
48	ABS200-200003-000	Bushing	1		
49	ABS200-250000-000	Rotator	1		
50	GTHZ170C-400100-001	Bracket	1		
51	HZ120P-400004-000	Bonnet	1		

Fig. 1-5 Chassis assembly (GTHZ170)

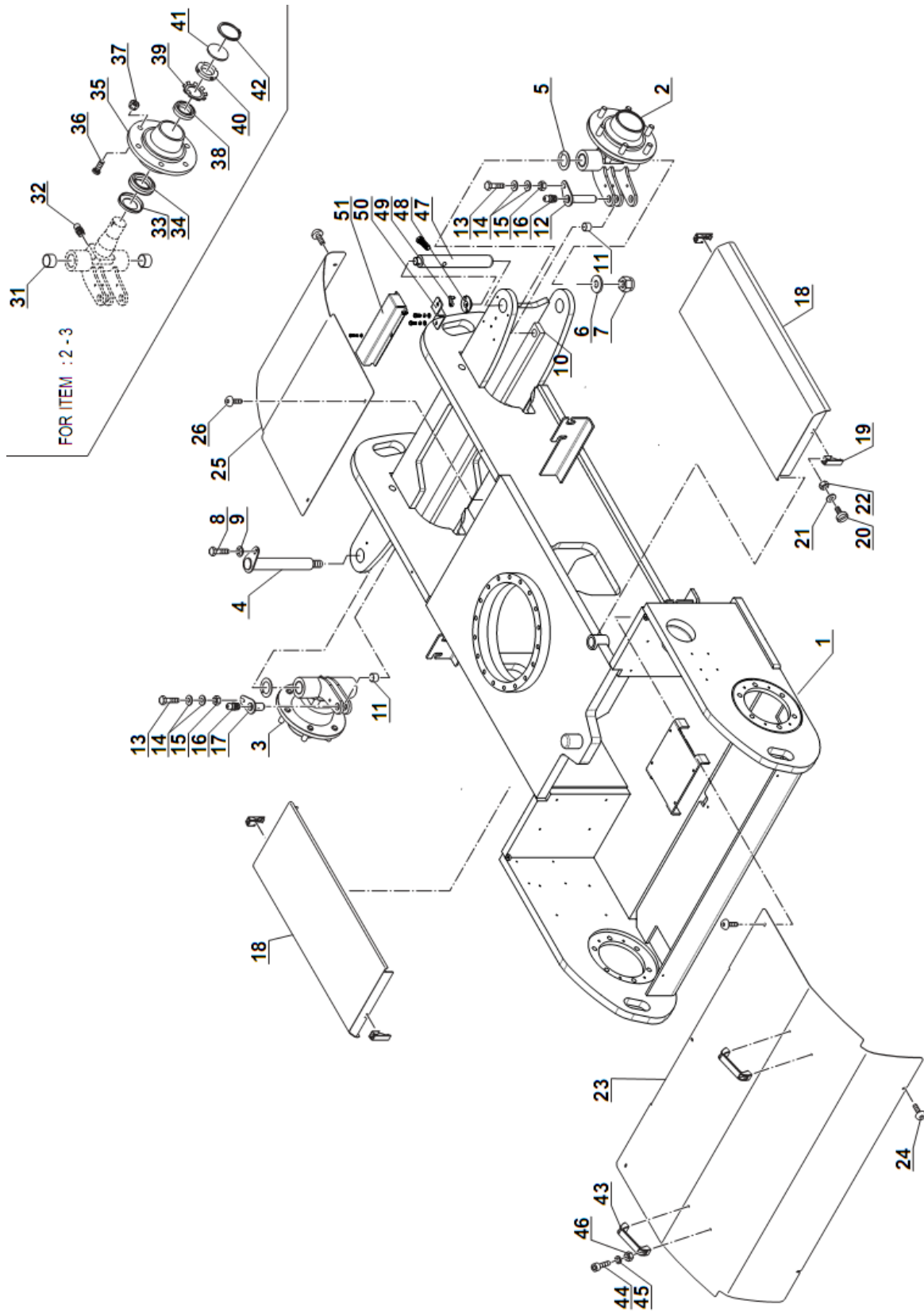


Fig. 1-5 Chassis assembly (GTHZ170)

Item No.	Part No.	Description	Qty	Remarks or Series No.	Code No.
1	HZ170P-410000-000	Frame	1		
2	GTHZ170C-220000-000	R. H. complete wheel hub	1		222100000016
3	GTHZ170C-210000-000	L. H. complete wheel hub	1		222100000017
4	GTHZ120-200200-000	Articulating pin	2		222200000004
5	CT-604240-G00	Bushing	2	40	222100070006
6	GTHZ120-200600-000	Washer	2		222100050003
7	GB889-86	Nut M24	2		300020150002
8	GB5783-86	Screw M8×40	2		300010040183
9	GB96-85	Washer 8	4		300030190008
	GB889-86	Nut M8	2		300020150004
10	HZ170P-200100-000	Steering rod	1		
11	CT-112520-G00	Bushing	2		222100070005
12	GTHZ120-200300-000	Articulating pin	1		222200000006
13	GB5783-86	Screw M8×30	2	8.8	300010040178
14	GB96-85	Washer 8	4		300030190008
15	GB889-86	Nut M8	2		300020150004
16	GTHZ120-200700-000	Straight greaser	2		222100070001
17	GTHZ120-200400-000	Articulating pin	1		222200000005

Fig. 1-5 Chassis assembly (GTHZ170)

Item No.	Part No.	Description	Qty	Remarks or Series No.	Code No.
18	GTHZ170-400400-000	Battery bonnet	2		
19	GTHZ120-402500-G00	Locker	4		224000100002
20	GB818-85	Screw M4×12	8		300040070036
21	GB97.1-85	Washer 4	8		300030040011
22	GB889-86	M4 Nut M4	8	40	300020150008
23	GTHZ170-400100-000	Engine bonnet	1		224000040043
24	GB5783-86	Screw M6×16	4		300010040148
	GB96-85	Washer 6	4		300030190007
	GB/T 889.1	Nut M6	2		300020150005
25	GTHZ170-400200-000	Bonnet	1		224000040044
26	as (24)				
27	GTHZ170-400300-000	Sludge door	2		224000030027
28	GB5783-86	Screw M6×16	4		300010040148
29	GB93-87 GB96-85	Washer 6 Washer 6	4 4	8.8	300030010014 300030190007
31	CT-104040-G00	Bushing	4		222100070004
32	GTHZ120-200700-000	Straight greaser	1		222100070001
33	GTHZ120-210002-000	Protective housing	1		222100020011
34	GB/T297-2015	Bearing	1		300140020093

Fig. 1-5 Chassis assembly (GTHZ170)

Item No.	Part No.	Description	Qty	Remarks or Series No.	Code No.
35	GTHZ120-210200-000	Wheel nut	1		222200060001
36	GTHZ120-210001-000	Screw	6		222100070003
38	GB/T297-2015	Bearing	1		300140020092
39	GB/T858-1988	Washer 50	1		300030060020
40	GB/T812-1988	Nut M50×1.5	1		300020220020
41	GTHZ120-210003-000	Plug	1		222100010011
42	GB/T 893-2017	Circlip 95	1		300060010034
43	A-019901-G00	Handle	2		209000030033
44	GB5783-86	Screw M6×16	4	8.8	300010040148
45	GB96-85	Washer 6	8		300030190007
46	GB/T 889.1	Nut M6	4		300020150005
47	GTHZ170C-200200-001	Articulating pin	1		
48	ABS200-200003-000	Bushing	1		
49	ABS200-250000-000	Rotator	1		
50	GTHZ170C-400100-001	Bracket	1		
51	HZ120P-400004-000	Bonnet	1		

Fig.1-6 Chassis assembly (GTHZ170C)

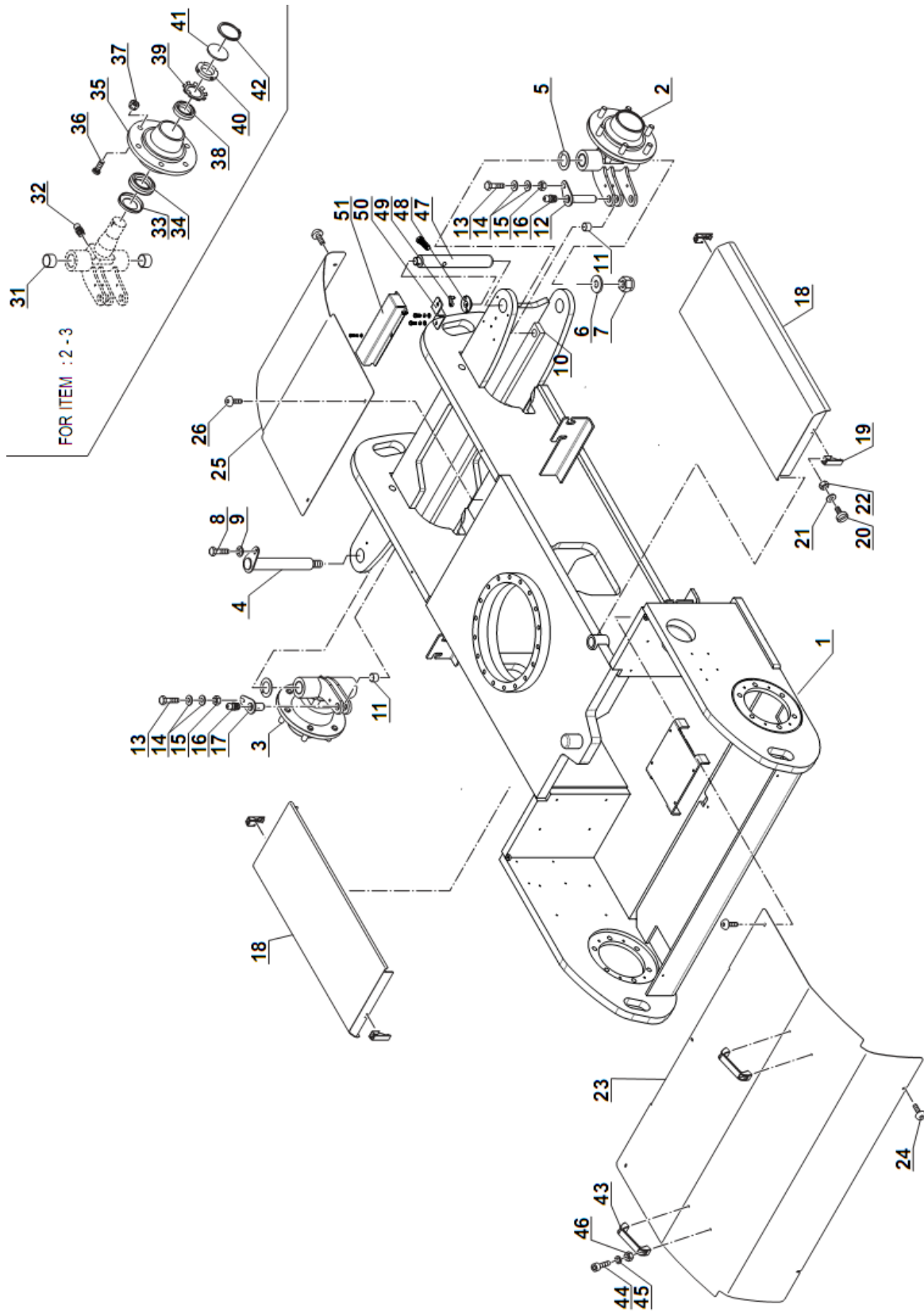


Fig. 1-6 Chassis assembly (GTHZ170C)

Item No.	Part No.	Description	Qty	Remarks or Series No.	Code No.
1	HZ170P-410000-000	Frame	1		
2	GTHZ170C-220000-000	R. H. complete wheel hub	1		222100000016
3	GTHZ170C-210000-000	L. H. complete wheel hub	1		222100000017
4	GTHZ120-200200-000	Articulating pin	2		222200000004
5	CT-604240-G00	Bushing	2	40	222100070006
6	GTHZ120-200600-000	Washer	2		222100050003
7	GB889-86	Nut M24	2		300020150002
8	GB5783-86	Screw M8×40	2		300010040183
9	GB96-85	Washer 8	4		300030190008
	GB889-86	Nut M8	2		300020150004
10	HZ170P-200100-000	Steering rod	1		
11	CT-112520-G00	Bushing	2		222100070005
12	GTHZ120-200300-000	Articulating pin	1		222200000006
13	GB5783-86	Screw M8×30	2	8.8	300010040178
14	GB96-85	Washer 8	4		300030190008
15	GB889-86	Nut M8	2		300020150004
16	GTHZ120-200700-000	Straight greaser	2		222100070001
17	GTHZ120-200400-000	Articulating pin	1		222200000005

Fig. 1-6 Chassis assembly (GTHZ170C)

Item No.	Part No.	Description	Qty	Remarks or Series No.	Code No.
18	GTHZ170-400400-000	Battery bonnet	2		224000000029
19	GTHZ120-402500-G00	Locker	4		224000100002
20	GB818-85	Screw M4×12	8		300040070036
21	GB97.1-85	Washer 4	8		300030040011
22	GB889-86	Nut M4	8		300020150008
23	GTHZ170-400100-000	Engine bonnet	1		224000040043
24	GB5783-86	Screw M6×16	4	8.8	300010040148
	GB96-85	Washer 6	4		300030190007
	GB/T 889.1	Nut M6	2		300020150005
25	GTHZ170-400200-000	Bonnet	1		224000040044
26	As (24)				
28	GB5783-86	Screw M6×16	4	8.8	300010040148
29	GB93-87	Washer 6	4		300030010014
	GB96-85	Washer 6	4		300030190007
31	CT-104040-G00	Bushing	2		222100070004
32	GTHZ120-200700-000	Straight greaser	1		222100070001
33	GTHZ120-210002-000	Protective housing	1		222100020011
34	GB/T297-2015	Bearing	1		300140020093

Fig. 1-6 Chassis assembly (GTHZ170/GTHZ170C)

Item No.	Part No.	Description	Qty	Remarks or Series No.	Code No.
35	GTHZ170C-210200-000	Wheel nut	1		222100070007
36	GTHZ170C-210001-000	Screw	9		222100070003
38	GB/T297-2015	Bearing	1		300140020017
39	GB/T858-1988	Washer 50	1		300030060020
40	GB/T812-1988	Nut M50×1.5	1		300020220020
41	GTHZ120-210003-000	Plug	1		222100010011
42	GB/T 893-2017	Circlip 95	1		300060010034
43	A-019901-G00	Handle	2		209000030033
44	GB5783-86	Screw M6×16	4	8.8	300010040148
45	GB96-85	Washer 6	8		300030190007
46	GB/T 889.1	Nut M6	4		300020150005
47	GTHZ170C-200200-001	Articulating pin	1		
48	ABS200-200003-000	Bushing	1		
49	ABS200-250000-000	Rotator	1		
50	GTHZ170C-400100-001	Bracket	1		
51	HZ120P-400004-000	Bonnet	1		

Chapter 2 Turntable

Fig. 2-1 turntable (GTHZ120)

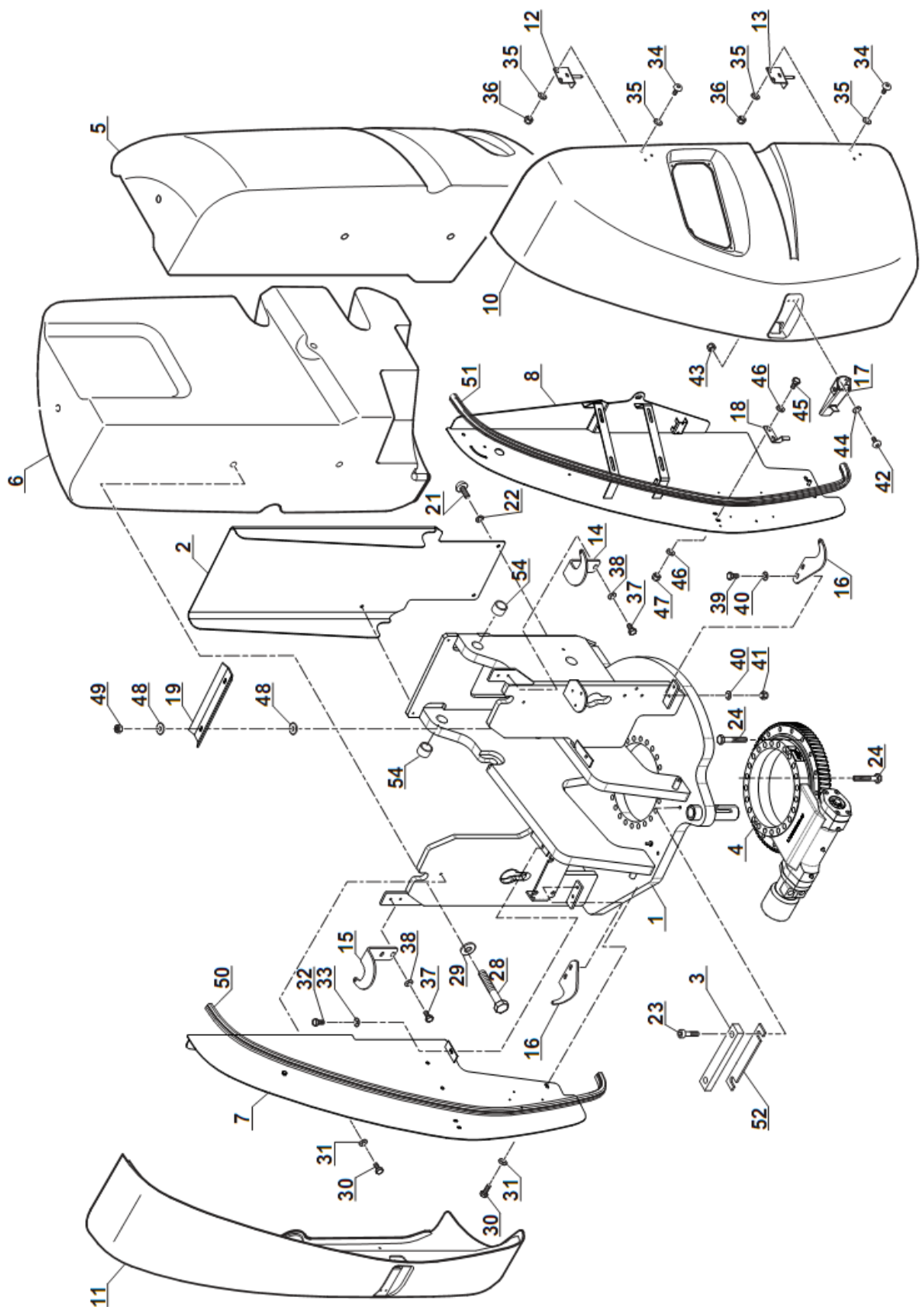


Fig. 2-1 turntable (GTHZ120)

Item No.	Part No.	Description	Qty	Remarks or Series No.	Code No.
1	HZ120P-440000-000	Turret	1		
2	GTHZ120-401500-000	Housing	1		224000040033
3	GTHZ120-401600-000	Rubber stop	1		224000110001
4	HZ120P-400100-G00	Rotation reducer	1		224000000153
5	GTHZ120-011000-000	COUNTERWEIGHT	1		220100010001
6	GTHZ120-012000-000	COUNTERWEIGHT	1		220100010002
7	GTHZ120-400500-000	Sheat	1		224000000016
8	GTHZ120-400600-000	Sheat	1		224000000022
9	HZ120P-400003-000	Spindle	1		
10	GTHZ120-402700-G00	R. H. bonnet	1		224000000025
11	GTHZ120-402600-G00	Bonnet	1		224000000024
12	GTHZ120-401100-000	Hinge	2		224000030017
13	GTHZ120-401200-000	Hinge	2		224000000020
14	GTHZ120-400700-000	R. H. bonnet bracket	1		224000040027
15	GTHZ120-400800-000	L. H. bonnet bracket	1		224000040028
16	GTHZ120-400900-000	Half hinge	2		224000030016
17	GTHZ120-402900-G00	Locker	2		
18	GTHZ120-402200-000	Locking hook	2		224000040035

Fig. 2-1 turntable (GTHZ120)

Item No.	Part No.	Description	Qty	Remarks or Series No.	Code No.
19	GTHZ120-401800-000	Sheat	1		224000040034
21	GT070P2-006020-03	Screw M6×20	4		300040030045
22	GB93-87	Washer 6	4		300030010014
	GB96-85	Washer 6	4		300030190007
23	G000070-012045-00	Screw M12×45	2		300040020148
24	G005782-012090-01	Screw M12×90	24	10.9	300010030202
25	G007244-000012-00	Washer 12	40		300030090002
26	G005782-012080-01	Screw M12×80	16	10.9	300010030201
28	G005783-024080-00	Screw M24×80	6		300010040114
29	GTHZ120-200600-000	Washer	6		222100050003
30	G005783-006025-00	Screw M6×25	2		300010040153
31	GB93-87	Washer 6	4		300030010014
	GB96-85	Washer 6	4		300030190007
32	G005783-006025-00	Screw M6×25	2		300010040153
33	GB93-87	Washer 6	4		300030010014
	GB96-85	Washer 6	4		300030190007
34	GT070P2-006016-03	Screw M6×16	12		300040030044
35	G0097P1-000006-00	Washer 6	12		300030040013
36	G000889-000006-00	Nut M6	12		300020150005
37	G005783-008020-00	Screw M8×20	4		300010040173

Fig. 2-1 turntable (GTHZ120)

Item No.	Part No.	Description	Qty	Remarks or Series No.	Code No.
38	GB96-85	Washer 8	2		300030190008
	GB93-87	Washer 8	2		300030010015
39	GB5783-86	Screw M8×30	4	8.8	300010040178
40	GB96-85	Washer 8	8		300030190008
41	GB889-86	Nut M8	4		300020150004
42	G000818-004016-00	Screw M4×16	6		300040070019
43	G0097P1-000004-00	Washer 4	12		300030040011
44	G000889-000004-00	Nut M4	6		300020150008
45	GB5783-86	Screw M6×16	4	8.8	300010040148
46	GB96-85	Washer 6	8		300030190007
47	GB/T 889.1	Nut M6	4		300020150005
48	GB96-85	Washer 8	8		300030190008
49	GB889-86	Nut M8	4		300020150004
50		Seal			
51		Seal			
52	GTHZ120-401700-000	Wedge	1		224000030019
54	CT-103535-G00	Bushing	2		224000080008

Fig. 2-2 turntable (GTHZ170/GTHZ170C)

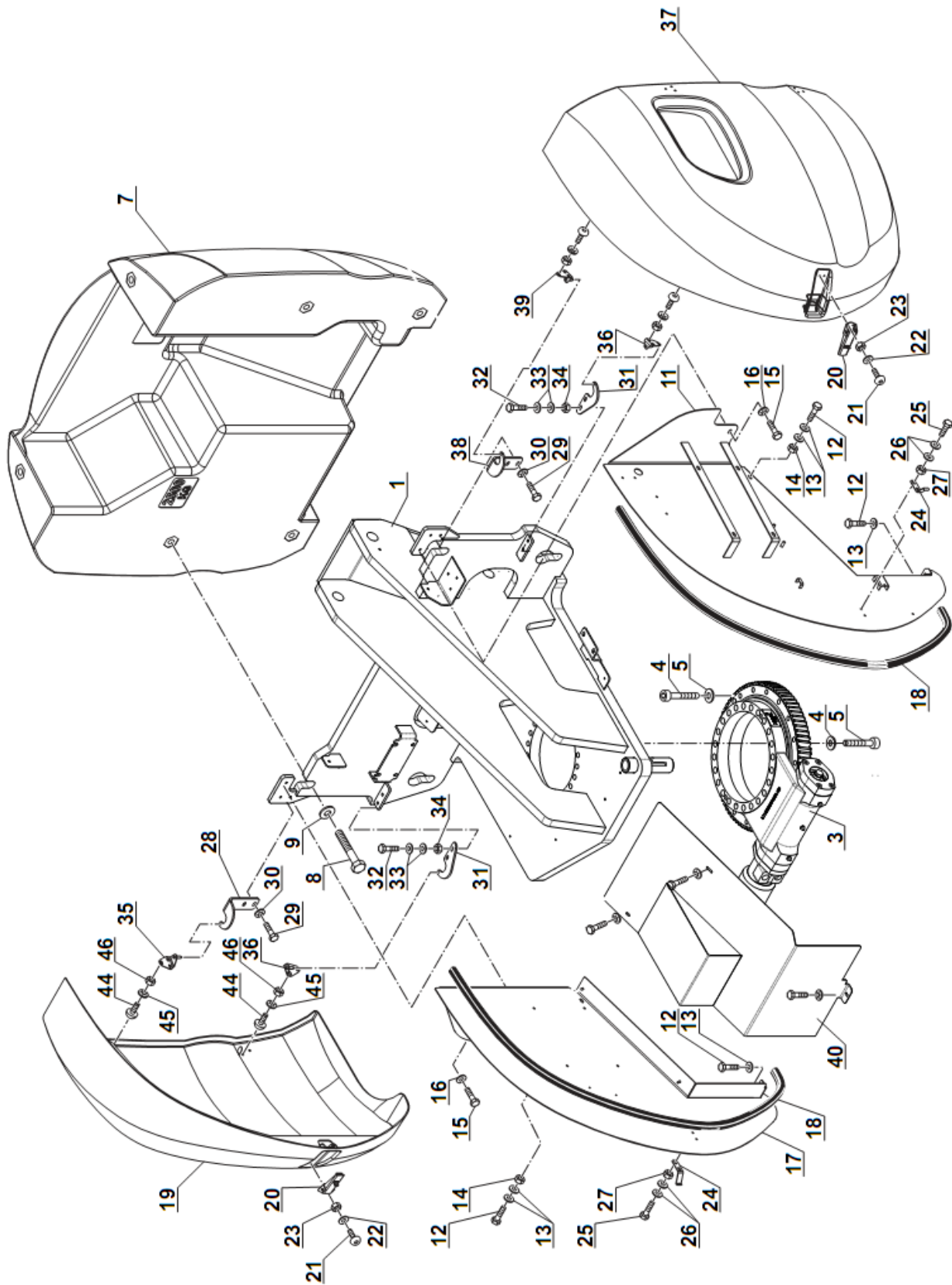


Fig. 2-2 turntable (GTHZ170/GTHZ170C)

Item No.	Part No.	Description	Qty	Remarks or Series No.	Code No.
1	HZ170P-440000-000	Turret	1		
2	HZ120P-400003-000	Spindle	1		
3	HZ120P-400100-G00	Rotation reducer	1		
4	GB/T70.1-2008	Screw M16×110	36		300040020219
5	GB93-87	Washer 16	36		300030010004
7	GTHZ170-010000-000	Counterweight	1		220100010003
8	GB5783-2016	Screw M24×80	4	10.9	300010040229
9	GB97.1-85	Washer 24	4		300030040007
11	GTHZ170-400600-000	R. H. bracket	1		224000000031
12	GB5783-86	Screw M6×16	4	8.8	300010040148
13	GB96-85	Washer 6	4		300030190007
14	GB/T 889.1	Nut M6	2		300020150005
15	GB5783-86	Screw M8×20	2	M8×20	300010040173
16	GB96-85 GB93-87	Washer 8 Washer 8	2 2		300030190008 300030010015
17	GTHZ170-400500-000	L. H. bracket	1		224000000030
18		Seal	2		
19	GTHZ170-401300-G00	L. H. bonnet	1		224000000033
20	GTHZ120-402500-G00	Locker	2		224000100002

Fig. 2-2 turntable (GTHZ170/GTHZ170C)

Item No.	Part No.	Description	Qty	Remarks or Series No.	Code No.
21	GB818-85	Screw M4×12	4		300040070036
22	GB97.1-85	Washer 4	4		300030040011
23	GB889-86	Nut M4	4		300020150008
24	GTHZ120-402200-000	Locking hook	2		224000040035
25	GB5783-86	Screw M6×16	4	8.8	300010040148
26	GB96-85	Washer 6	8		300030190007
27	GB/T 889.1	Nut M6	4		300020150005
28	GTHZ170-400700-000	L.H. bonnet bracket	1		224000040051
29	GB5783-86	Screw M8×20	4	M8×20	300010040173
30	GB96-85	Washer 8	4		300030190008
	GB93-87	Washer 8	4		300030010015
31	GTHZ170-400900-000	Bonnet bracket	2		
32	GB5783-86	Screw M8×30	4	8.8	300010040178
33	GB96-85	Washer 8	8		300030190008
34	GB889-86	Nut M8	4		300020150004
35	GTHZ170-401600-000	Hinge	2		224000000037
36	GTHZ170-401500-000	Hinge	2		224000000036
37	GTHZ170-401400-G00	R.H. bonnet	1		224000000034
38	GTHZ170-400800-000	R.H. bonnet bracket	1		224000040052

Fig. 2-2 turntable (GTHZ170/GTHZ170C)

Item No.	Part No.	Description	Qty	Remarks or Series No.	Code No.
39		As (35)			
41	GB5783-86	Screw M6×16	2	8.8	300010040148
42	GB93-87	Washer 6	2		300030010014
	GB96-85	Washer 6	2		300030190007
44	GB/T70. 2-2015	Screw M6×20	12		300040030062
45	GB97. 1-85	Washer 6	12		300030040013
46	GB/T 889. 1	Nut M6	12		300020150005
48	GB5783-86	Screw M6×25	1	8.8	300010040153
49	GB97. 1-85	Washer 6	1		300030040013
50	GB96-85	Washer 6	1		300030190007
51	GB889-86	Nut M6	1	8	300020150005

Chapter 3 Boom

Fig. 3-1 Assembly of Lift arm (GTHZ120)

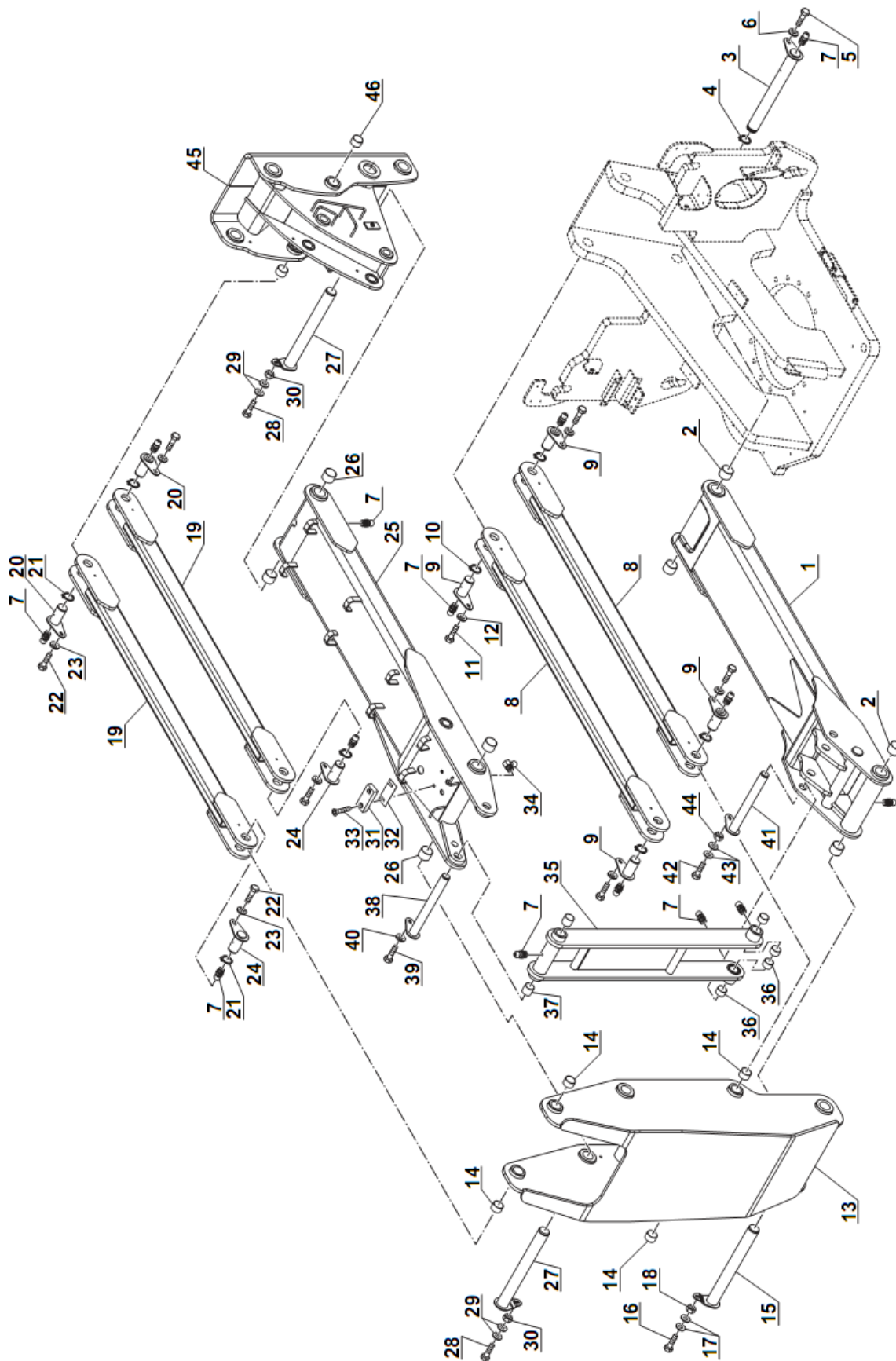


Fig. 3-1 Assembly of Lift arm (GTHZ120)

Item No.	Part No.	Description	Qty	Remarks or Series No.	Code No.
1	GTHZ120-910100-000	Lower jib	1	GTHZ120	229100000056
2	CT-104030-G00	Bushing4030	4	4030	229000070005
3	GTHZ120-900100-000	Articulating pin	1		229000000011
5	GB5783-86	Screw M8×20	2	M8×20	300010040173
6	GB96-85 GB93-87	Washer 8 Washer 8	2 2		300030190008 300030010015
7	GTHZ120-200700-000	Straight greaser	9		222100070001
8	GTHZ120-920100-000	Lower tie rod	2	GTHZ120	229200000001
9	GTHZ170-900200-000	Articulating pin	4		229000000031
10	G0894P1-000035-00	Circlip 35	4	8.8	300060030015
13	GTHZ120-910500-000	Intermediary joint	1		229100000011
15	GTHZ120-900200-000	Articulating pin	1	GTHZ120	229000000012
16	GB5783-86	Screw M8×30	1	8.8	300010040178
17	GB96-85	Washer 8	2		300030190008
18	GB889-86	Nut M8	1		300020150004
19	GTHZ120-920200-000	Upper tie rod	2		229200000002
20	GTHZ170-900200-000	Articulating pin	2		229000000031
21	G0894P1-000035-00	Circlip 35	4	8.8	300060030015
22	GB5783-86	Screw M8×20	2	M8×20	300010040173

Fig. 3-1 Assembly of Lift arm (GTHZ120)

Item No.	Part No.	Description	Qty	Remarks or Series No.	Code No.
23	GB96-85	Washer 8	2		300030190008
	GB93-87	Washer 8	2		300030010015
24	GTHZ170-900200-000	Articulating pin	2		229000000031
25	GTHZ120-910200-000	Jib	1		229000000003
26	CT-104030-G00	Bushing4030	4	4030	229000070005
27	GTHZ120-900200-000	Articulating pin	2	GTHZ120	229000000012
28	GB5783-86	Screw M8×30	2	8.8	300010040178
29	GB96-85	Washer 8	4		300030190008
30	GB889-86	Nut M8	2		300020150004
31	GTHZ120-903200-000	Stop block	1		229000090008
32	GTHZ120-903300-000	shim	1		229000030048
33	GB5783-86	Screw M8×40	2		300010040183
34	GTHZ120-200700-000	Straight greaser	1		222100070001
35	GTHZ120-920300-000	Rod	1		229200000003
38	GTHZ120-900300-000	Articulating pin	1		229000000013
39	GB5783-86	Screw M8×30	1	8.8	300010040178
40	GB96-85	Washer 8	2		300030190008
	GB93-87	Washer 8	2		300030010015
41	GTHZ120-900300-000	Articulating pin	1		229000000013
42	GB5783-86	Screw M8×30	1	8.8	300010040178

Fig. 3-1 Assembly of Lift arm (GTHZ120)

Item No.	Part No.	Description	Qty	Remarks or Series No.	Code No.
43	GB96-85	Washer 8	2		300030190008
44	GB889-86	Nut M8	1		300020150004
45	GTHZ120-910600-000	Intermediary joint	1		229100000012
46	CT-103535-G00	Bushing3535	2		224000080008

Fig. 3-2 Assembly of Lift arm (GTHZ170/GTHZ170C)

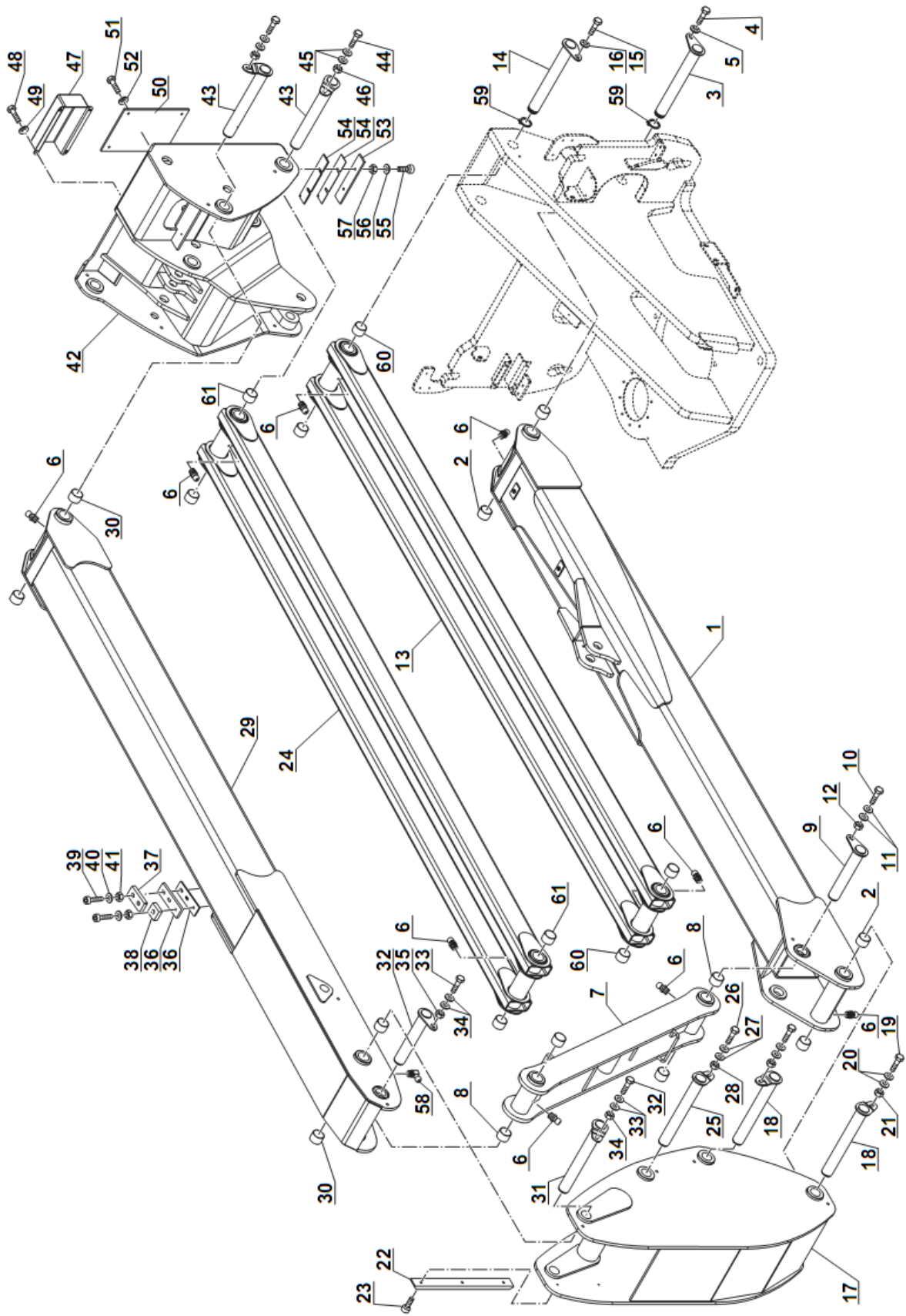


Fig. 3-2 Assembly of Lift arm (GTHZ170/GTHZ170C)

Item No.	Part No.	Description	Qty	Remarks or Series No.	Code No.
1	GTHZ170-910100-000	Lower jib	1		229100000056
2	CT-104030-G00	Bushing	4	4030	229000070005
3	GTHZ170-900100-000	Articulating pin	2		229000000030
4	GB5783-86	Screw M8×20	2	M8×20	300010040173
5	GB96-85 GB93-87	Washer 8 Washer 8	2 2		300030190008 300030010015
6	GTHZ120-200700-000	Straight greaser	9		222100070001
7	GTHZ170-920200-000	Rod	1		229100000063
8	CT-104030-G00	Bushing	4	4030	229000070005
9	GTHZ170-900200-000	Articulating pin	2		229000000031
10	GB5783-86	Screw M8×30	1	8.8	300010040178
11	GB96-85	Washer 8	2		300030190008
12	GB889-86	Nut M8	1		300020150004
13	GTHZ170-920100-000	Tie rod	2		229100000062
14	GTHZ170-900100-000	Articulating pin	— —	As (3)	229000000030
15	GB5783-86	Screw M8×20	2	M8×20	300010040173
16	GB96-85 GB93-87	Washer 8 Washer 8	2 2		300030190008 300030010015
17	GTHZ170-910500-000	Intermediary joint	1		229100000060
18	GTHZ170-900300-000	Articulating pin	6		229000000032

Fig. 3-2 Assembly of Lift arm (GTHZ170/GTHZ170C)

Item No.	Part No.	Description	Qty	Remarks or Series No.	Code No.
19	GB5783-86	Screw M8×30	1	8.8	300010040178
20	GB96-85	Washer 8	2		300030190008
21	GB889-86	Nut M8	1		300020150004
22	GTHZ170-902300-000	Jib guide	1		229000090011
23	GB70-85	Screw M6×20	3	M6×20	300040020158
24	GTHZ170-920100-000	Tie rod	— —	As (13)	229100000062
25	GTHZ170-900300-000	Articulating pin	— —	As (18)	229000000032
26	GB5783-86	Screw M8×30	1	8.8	300010040178
27	GB96-85	Washer 8	2		300030190008
28	GB889-86	Nut M8	1		300020150004
29	GTHZ170-910200-000	Jib	1		229100000057
30	CT-104030-G00	Bushing	4	4030	229000070005
31	GTHZ170-900300-000	Articulating pin	— —	As (18)	229000000032
32	GB5783-86	Screw M8×30	2	8.8	300010040178
33	GB96-85	Washer 8	4		300030190008
34	GB889-86	Nut M8	2		300020150004
35	GTHZ170-900200-000	Articulating pin	— —	As (9)	229000000031
36	GTHZ170-902700-000	Shim	1		229000030055

Fig. 3-2 Assembly of Lift arm (GTHZ170/GTHZ170C)

Item No.	Part No.	Description	Qty	Remarks or Series No.	Code No.
37	GTHZ170-902400-000	Wedge	1		229000030053
38	GTHZ170-902500-000	Slide block	1		229000090012
39	GB70-85	Screw M8×75	3		300040020131
40	GB96-85	Washer 8	3		300030190008
41	GB889-86	Nut M8	3		300020150004
42	GTHZ170-910600-000	Intermediary joint	1		229100000061
43	GTHZ170-900300-000	Articulating pin	— —	As (18)	229000000032
44	GB5783-86	Screw M8×30	2	8.8	300010040178
45	GB96-85	Washer 8	4		300030190008
46	GB889-86	Nut M8	2		300020150004
47	GTHZ170-901400-000	Protective housing	1		229000040037
48	GB5783-86	Screw M6×16	4	8.8	300010040148
49	GB93-87	Washer 6	4		300030010014
	GB96-85	Washer 6	4		300030190007
50	GTHZ170-901300-000	Fastening plate	1		229000030052
51	GB5783-86	Screw M6×16	4	8.8	300010040148
52	GB93-87	Washer 6	4		300030010014
	GB96-85	Washer 6	4		300030190007
61	CT-104030-G00	Bushing	8	4030	229000070005

Fig. 3-3 Upper arm and telescopic arm assembly (GTHZ120)

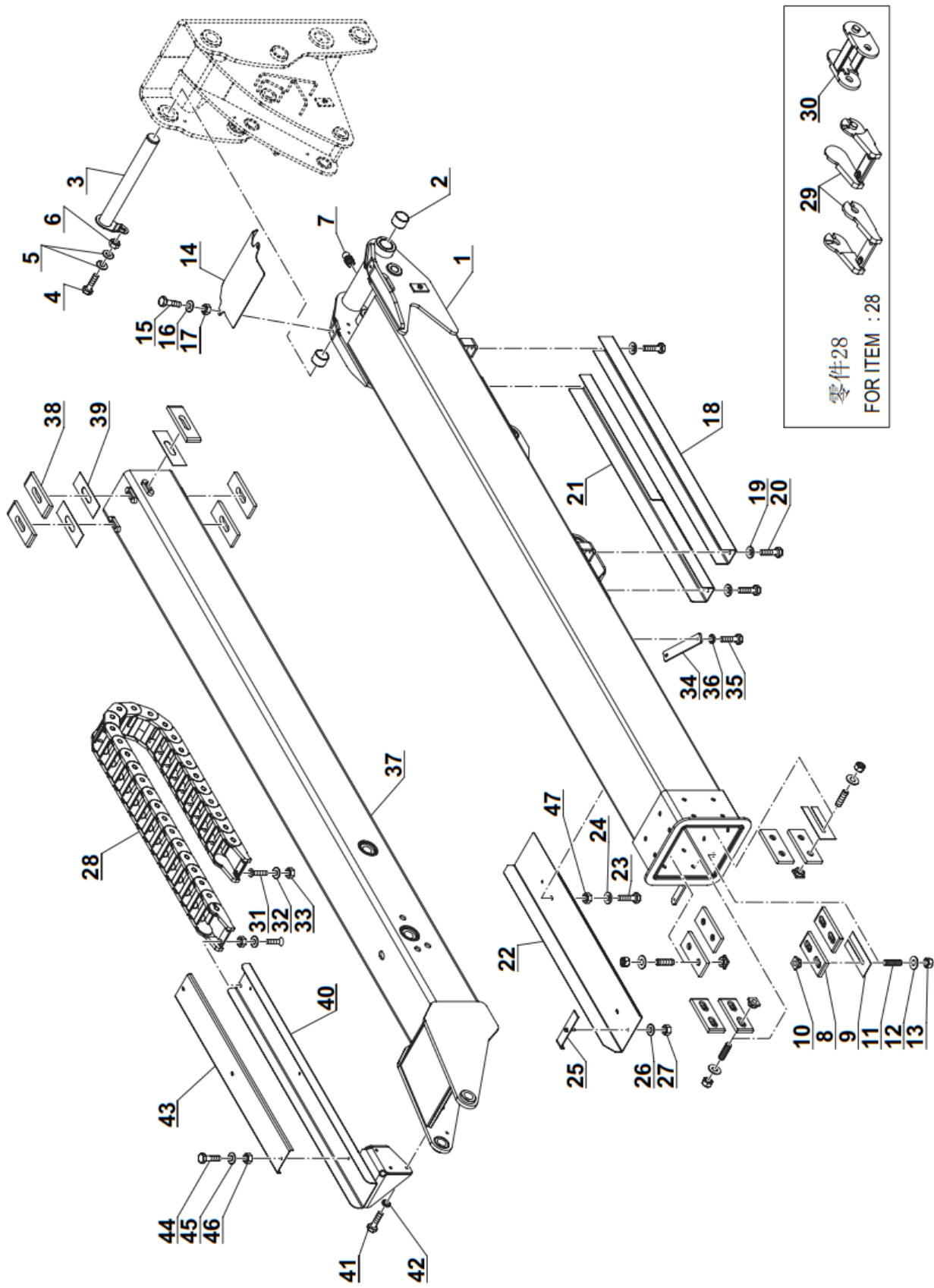


Fig. 3-3 Upper arm and telescopic arm assembly (GTHZ120)

Item No.	Part No.	Description	Qty	Remarks or Series No.	Code No.
1	GTHZ120-910300-000	Upper jib	1	GTHZ120	229000000004
2	CT-104030-G00	Bushing4030	2	4030	229000070005
3	GTHZ120-900200-000	Articulating pin	1		229000000012
4	GB5783-86	Screw M8×30	1	8.8	300010040178
5	GB96-85	Washer 8	2		300030190008
6	GB889-86	Nut M8	1		300020150004
7	GTHZ120-200700-000	Straight greaser	3		222100070001
8	GTHZ120-902600-000	Slide block	8		229000090006
9	GTHZ120-902800-000	Shim	8		229000030046
10	GTHZ120-902700-000	Insert	16		229000110002
11	GB77-85	Screw M12×40	16		300040050007
12	GB97.1-85	Washer 12	16		300030040003
13	GB889-86	Nut M12	16		300020150006
14	GTHZ120-901700-000	Protective housing	1		229000040024
15	GB5783-86	Screw M6×16	2	8.8	300010040148
16	GB93-87	Washer 6	2		300030010014
17	GB96-85	Washer 6	2		300030190007
18	GTHZ120-901900-000	Guide hose	1		229000040026

Fig. 3-3 Upper arm and telescopic arm assembly (GTHZ120)

Item No.	Part No.	Description	Qty	Remarks or Series No.	Code No.
19	GB5783-86	Screw M6×10	3	8.8	300010040144
20	GB93-87	Washer 6	2		300030010014
	GB96-85	Washer 6	2		300030190007
22	GTHZ120-902100-000	Housing	1		229000040027
23	GB5783-86	Screw M6×10	3	8.8	300010040144
24	GB93-87	Washer 6	3		300030010014
25	GTHZ120-903900-000	Flange	2		229000000027
26	GB96-85	Washer 6	2		300030190007
27	GB/T 889.1	Nut M6	2		300020150005
28	GTHZ120-904100-G00	Complete chain (20 Link)	1		229000000026
29	GTHZ170-902901-000	Plug			
30	GTHZ170-902902-000	Link			
31	GB/T70.3-2008	Screw M6×16	2		300040040034
32	GB96-85	Washer 6	2		300030190007
33	GB/T 889.1	Nut M6	2		300020150005
34	GTHZ120-903400-000	SHEAT	1		229000040033
35	GB5783-86	Screw M6×16	2	8.8	300010040148
36	GB93-87	Washer 6	2		300030010014
	GB96-85	Washer 6	2		300030190007
37	GTHZ120-910400-000	Boom telescope	1		229100000016

Fig. 3-3 Upper arm and telescopic arm assembly (GTHZ120)

Item No.	Part No.	Description	Qty	Remarks or Series No.	Code No.
38	GTHZ120-902900-000	Slide block	6		229000090007
39	GTHZ120-903100-000	Wedge	6		229000030047
40	GTHZ120-902200-000	Guide hose	1		229000000024
41	GB5783-86	Screw M8×35	3		300010040180
42	GB93-87	Washer 8	3		300030010015
43	GTHZ120-902300-000	Flange	1		229000040030
44	GB5783-86	Screw M6×40	4		300010040157
45	GB96-85	Washer 6	8		300030190007
46	GB/T 889.1	Nut M6	4		300020150005

Fig. 3-4 Upper arm and telescopic arm assembly (GTHZ170/GTHZ170C)

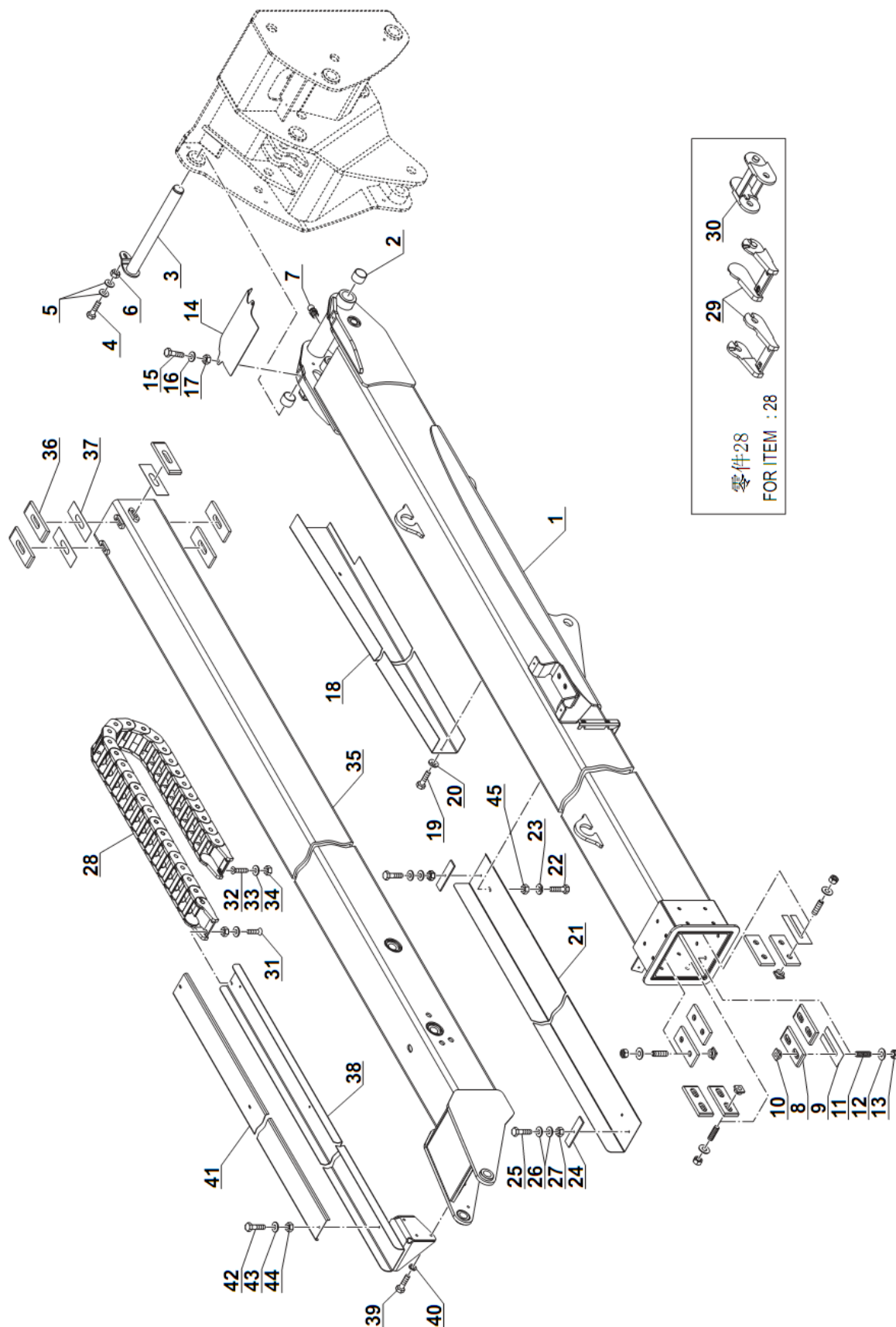


Fig. 3-4 Upper arm and telescopic arm assembly (GTHZ170/GTHZ170C)

Item No.	Part No.	Description	Qty	Remarks or Series No.	Code No.
1	GTHZ170-910300-000	Upper jib	1		229100000013
2	CT-104030-G00	Bushing4030	2	4030	229000070005
3	GTHZ170-900600-000	Articulating pin	1		229000000035
4	GB5783-86	Screw M8×30	1	8.8	300010040178
5	GB96-85	Washer 8	2		300030190008
6	GB889-86	Nut M8	1		300020150004
7	GTHZ120-200700-000	Straight greaser	3		222100070001
8	GTHZ120-902600-000	Slide block	8		229000090006
9	GTHZ120-902800-000	Shim	8		229000030046
10	GTHZ120-902700-000	Insert	16		229000110002
11	GB77-85	Screw M12×40	16		300040050007
12	GB97.1-85	Washer 12	16		300030040003
13	GB889-86	Nut M12	16		300020150006
14	GTHZ120-901700-000	Protective housing	1		229000040024
15	GB5783-86	Screw M6×16	2	8.8	300010040148
16	GB93-87	Washer 6	2		300030010014
17	GB96-85	Washer 6	2		300030190007
18	GTHZ170-901500-000	Protective housing	1		229000040038

Fig. 3-4 Upper arm and telescopic arm assembly (GTHZ170/GTHZ170C)

Item No.	Part No.	Description	Qty	Remarks or Series No.	Code No.
19	GB5783-86	Screw M6×10	3	8.8	300010040144
20	GB93-87	Washer 6	2		300030010014
	GB96-85	Washer 6	2		300030190007
22	GTHZ170-901600-000	Housing	1		229000040039
23	GB5783-86	Screw M6×10	3	8.8	300010040144
24	GB93-87	Washer 6	3		300030010014
25	GTHZ120-903900-000	锁带 Flange	2		229000000027
26	GB96-85	Washer 6	2		300030190007
27	GB/T 889.1	Nut M6	2		300020150005
28	GTHZ170-902900-000	Complete chain (20 Link)	1	34	229000000042
29	GTHZ170-902901-000	Plug			
30	GTHZ170-902902-000	Link			
31	GB/T70.3-2008	Screw M6×16	2		300040040034
32	GB/T70.3-2008	Screw M6×16	2		300040040034
33	GB96-85	Washer 6	2		300030190007
34	GB/T 889.1	Nut M6	2		300020150005
35	GTHZ170-910400-000	Boom telescope	1		229100000059
36	GTHZ120-902900-000	Slide block	6		229000090007
37	GTHZ120-903100-000	Wedge	6		229000030047
38	GTHZ170-901800-000	Guide hose	1		229000000041

Fig. 3-4 Upper arm and telescopic arm assembly (GTHZ170/GTHZ170C)

Item No.	Part No.	Description	Qty	Remarks or Series No.	Code No.
39	GB5783-86	Screw M8×35	3		300010040180
40	GB93-87	Washer 8	3		300030010015
41	GTHZ170-901700-000	Flange	1	GTHZ170 GTHZ170C	229000040040
42	GB5783-86	Screw M6×40	4		300010040157
43	GB96-85	Washer 6	8		300030190007
44	GB/T 889.1	Nut M6	4		300020150005

Fig. 3-5 Arm assembly

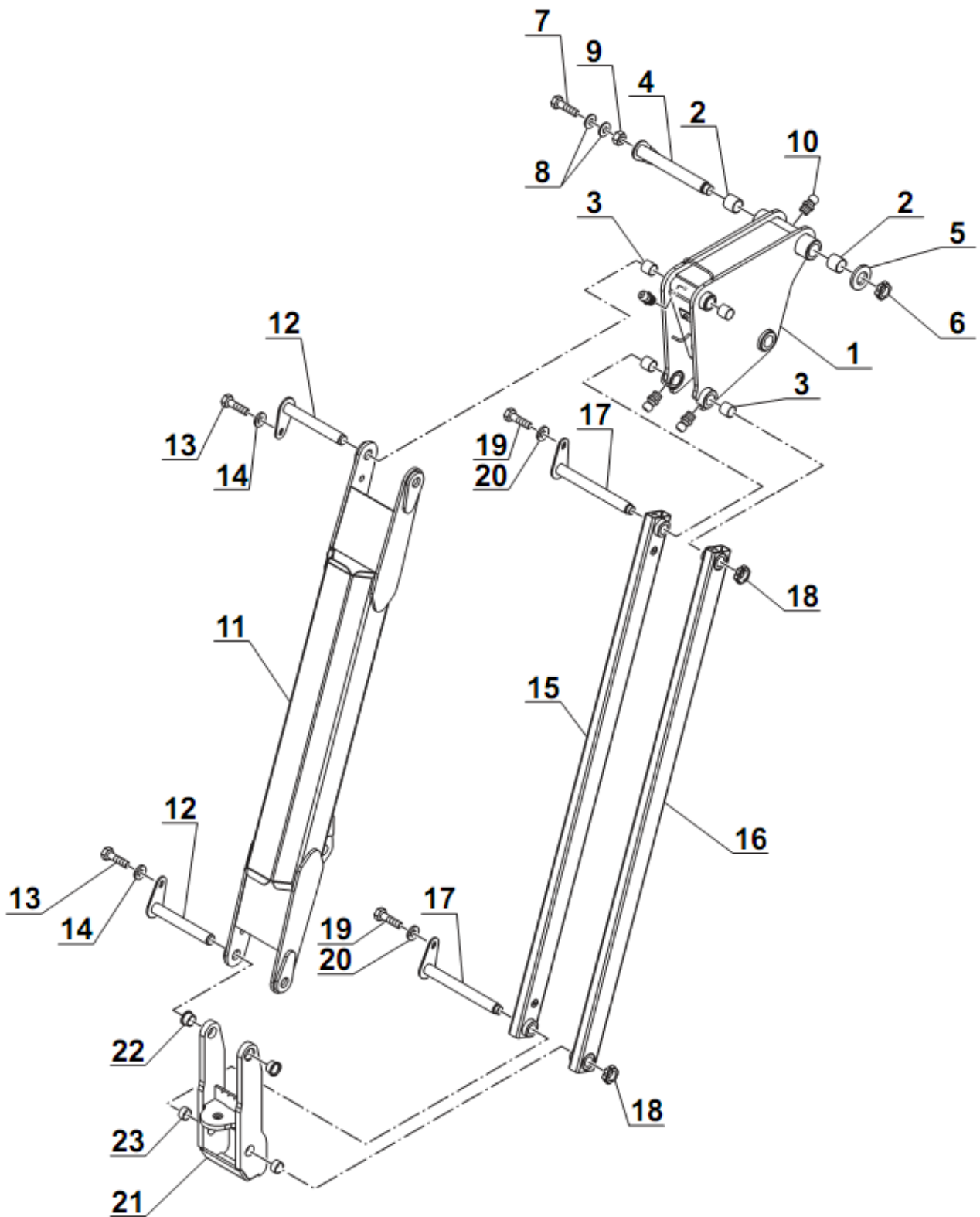


Fig. 3-5 Arm assembly

Item No.	Part No.	Description	Qty	Remarks or Series No.	Code No.
1	GTHZ120-910700-000	Joint with bushing	1		229100000013
2	CT-103030-G00	Bushing	2	3030	229000070006
3	CT-102525-G00	Bushing	4	2525	224000080003
4	GTHZ120-900900-000	Articulating pin	1		229000000018
5	GB97.1-85	Washer 27	1	27	300030040008
6	GB812-88	Holed circular nut	1	M25×1.5	300020220023
7	GB5783-86	Screw M8×30	1	8.8	300010040178
8	GB96-85	Washer 8	2		300030190008
9	GB889-86	Nut M8	1		300020150004
10	GTHZ120-200700-000	Straight greaser	3		222100070001
11	GTHZ120-910800-000	JIB - PERSONNEL BASKET	1		229100000047
12	GTHZ120-901200-000	Articulating pin	2		229000000020
13	GB5783-86	Screw M8×20	2	M8×20	300010040173
14	GB96-85 GB93-87	Washer 8 Washer 8	2 2		300030190008 300030010015
15	GTHZ120-920400-000	Left side tie bar	1		229200000004
16	GTHZ120-920500-000	Right side tie bar	1		229200000005
17	GTHZ120-901300-000	Articulating pin	2		229000000021
18	GB812-88	Holed circular nut	2	M20×1.5	300020220008

Fig. 3-5 Arm assembly

Item No.	Part No.	Description	Qty	Remarks or Series No.	Code No.
19	GB5783-86	Screw M8×20	2	M8×20	300010040173
20	GB96-85	Washer 8	2		300030190008
	GB93-87	Washer 8	2		300030010015
21	GTHZ120-920600-000	Support rotation basket with bushing	1		229200000006
22	CT-225165-G00	Bushing	2	25×16.5	224000080001
23	CT-112515-G00	Bushing	2	2515	229000070007

Chapter 4 Working platform

Fig. 4-1 Working platform and jib Assembly

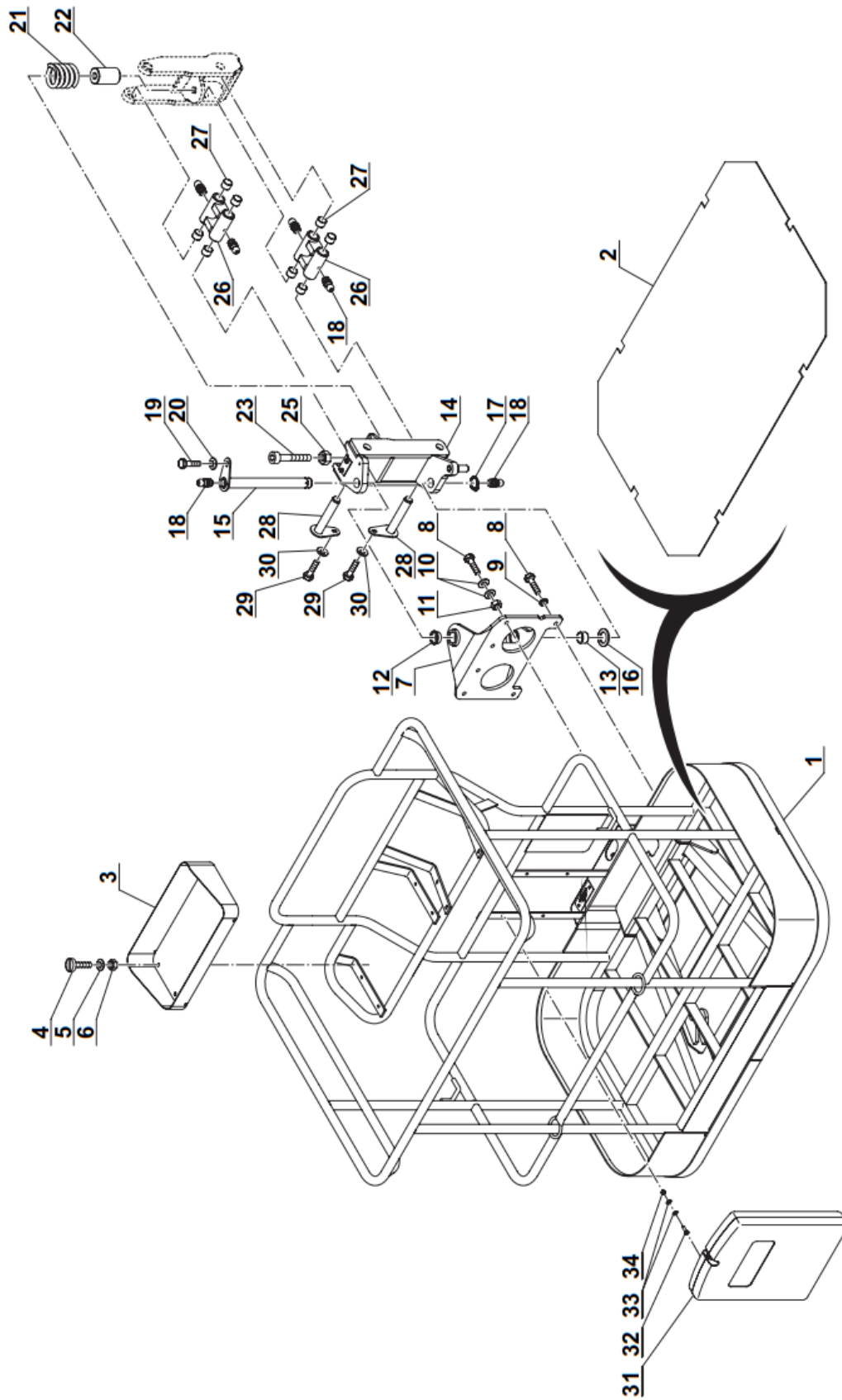


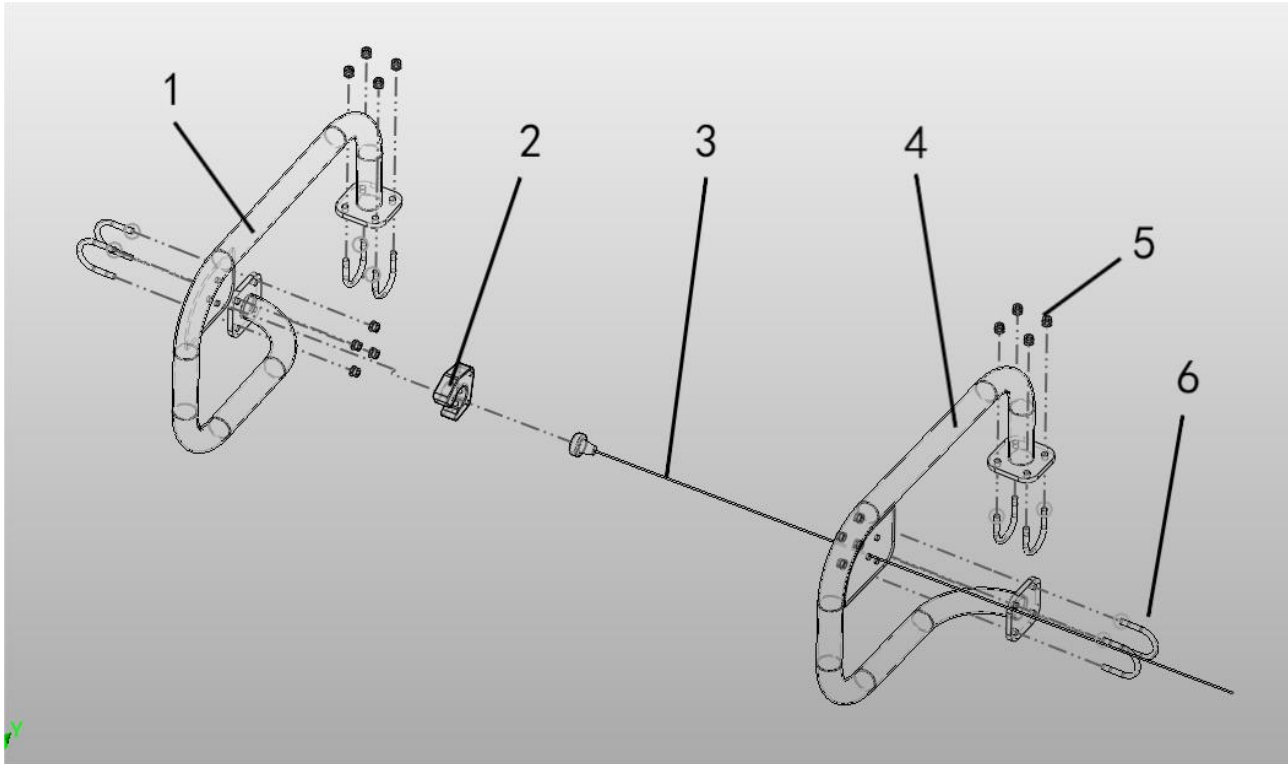
Fig. 4-1 Working platform and jib Assembly

Item No.	Part No.	Description	Qty	Remarks or Series No.	Code No.
1	GTHZ120-810000-000	Personnel basket	1	GHTZ120/GHTZ170 (for basket 1.2m)	
	GTHZ120-810000-150	Personnel basket	1	GHTZ170 (for basket 1.5m)	
	GTHZ170C-810000-180	Personnel basket	1	GHTZ170C (for basket 1.8m)	
2	GTHZ120-810013-000	Floor	1		228100090002
3	GTHZ120-800200-000	Tool box	1		228000000013
4	GB/T70. 2-2015	Screw M6×20	4		300040030062
5	GB96-85	Washer 6	4		300030190007
6	GB/T 889. 1	Nut M6	4		300020150005
7	GTHZ120-920800-000	Base-plate with bushing	1		229200000008
8	GB5783-86	Screw M12×40	7		300010040037
9	GB93-87	Washer 12	2		300030010002
10	GB97. 1-85	Washer 12	10		300030040003
11	GB889-86	Nut M12	5		300020150006
12	CT-230165-G00	Bushing	1	30×16.5	229000070008
13	CT-103020-G00	Bushing	1	3020	229000070009
14	GTHZ120-920700-000	Support rotation basket	1		229200000007
15	GTHZ120-901600-000	Articulating pin	1		229000000023
16	CT-603230-G00	Bushing	1	30	229000070010
17	GB/T 894. 1-1986	Circlip 30	1	30	300060030014

Fig. 4-1 Working platform and jib Assembly

Item No.	Part No.	Description	Qty	Remarks or Series No.	Code No.
18	GTHZ120-200700-000	Straight greaser	4		222100070001
19	GB5783-86	Screw M8×20	1		300010040173
20	GB96-85	Washer 8	1		300030190008
21	GTHZ120-903700-000	Spring	1		229000060011
22	GTHZ120-903800-000	Spacer	1		229000090010
23	GB/T70.1-2008	Screw M16×140	1	10.9	300040020218
25	GB97.1-85	Washer 16	1		300030040005
26	GTHZ120-920900-000	Rod	2		229200000009
27	CT-112515-G00	Bushing	8	2515	229000070007
28	GTHZ120-901500-000	Articulating pin	1		229000000025
29	GB5783-86	Screw M8×20	2	M8×20	300010040173
30	GB96-85 GB93-87	Washer 8 Washer 8	2 2		300030190008 300030010015
31	78XEN-820100-G00	Box	1		228000000009
32	GB5783-86	Screw M6×25	4	8.8	300010040153
33	GB97.1-85	Washer 6	8		300030040013

Fig. 4-2 Anti-extrusion device



Item No.	Part No.	Description	Qty	Remarks or Series No.	Code No.
1	GTHZ120-800400-000	Left pipe of the device	1	GHTZ120/GHTZ170 (for basket 1.2m)	
	GTHZ170-800200-000		1	GHTZ170 (for basket 1.5m)	
	GTHZ170C-800200-000		1	GHTZ170C (for basket 1.8m)	
2	GTHZ120-800001-000	Switch socket	1		
3	GTHZ120-800002-000	Device cable	1		
4	GTHZ120-800300-000	Right pipe of the device	1	GHTZ120/GHTZ170 (for basket 1.2m)	
	GTHZ170-800200-000		1	GHTZ170 (for basket 1.5m)	
	GTHZ170C-800200-000		1	GHTZ170C (for basket 1.8m)	
5	GB889-86	Nut M8	16		
6	GTHZ120-800003-000	U-shaped lock	8		

Chapter 5 Hydraulic system

Fig. 5-1 The main oil circuit (GTHZ120)

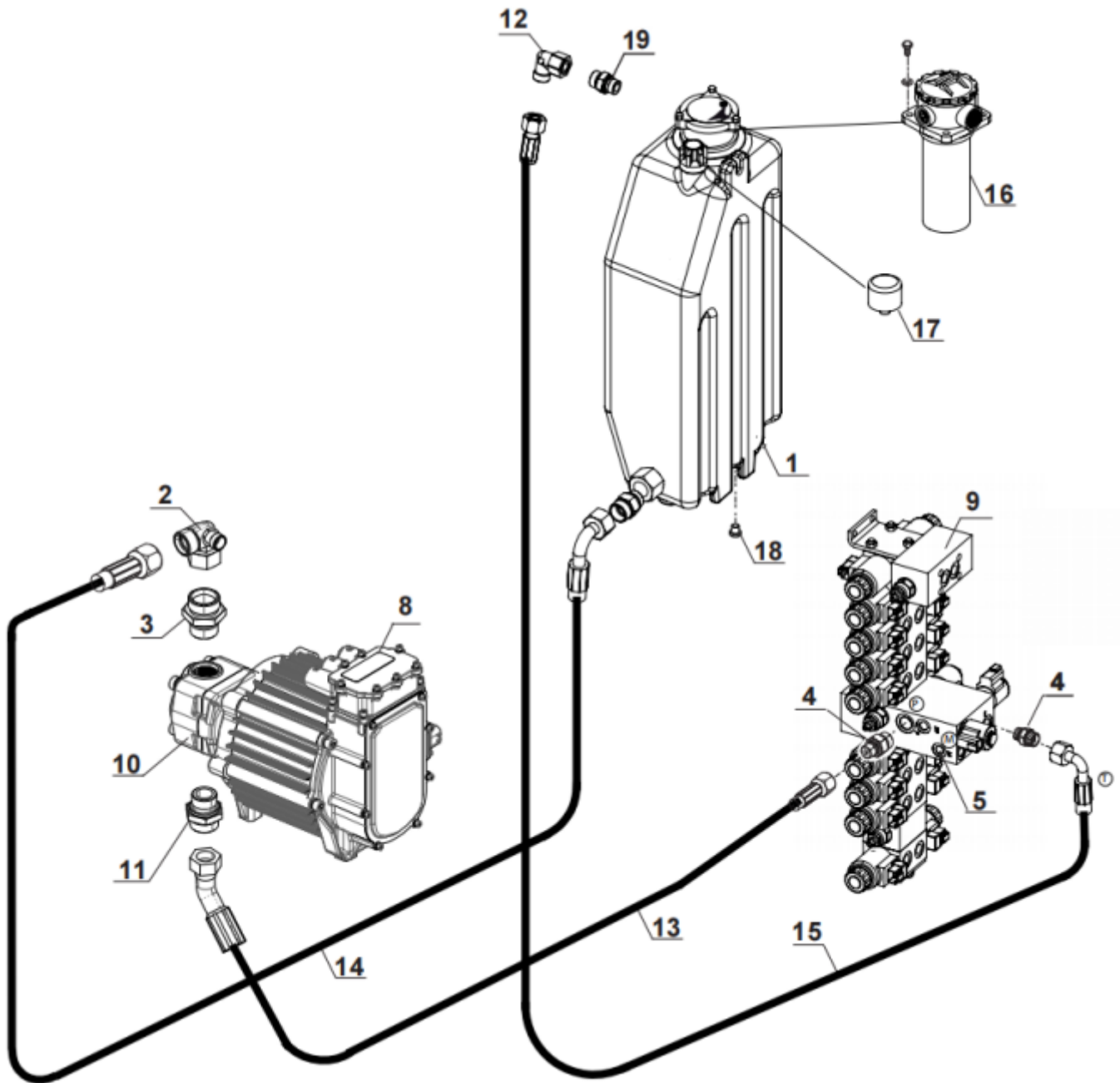


Fig. 5-1 The main oil circuit(GTHZ120)

Item No.	Part No.	Description	Qty	Remarks or Series No.	Code No.
1	GTHZ120-610100-G00	Oil tank	1		226100000014
2	GTHZ120-640003-G00	Connection	1		226000040030
3	JT-111230-G00	Connection	1		226000040025
4	JT-110824-G00	Connection	2		226000040010
5	G250-600011-G00	Connection (Pressure test)	1		206500230009
8	HS1416TPI-710200-G00	Electric motor	1		227700010004
9	GTHZ120-610600-G01	Valve bank	1		
10	XSD090-622000-000	Hydraulic pump	1		206100070323
11	JT-110624-G00	Connection	1		226000040087
12	JT-202424-G00	Connection	3		226000040010
13	GTHZ120-630021-000	Hose	1		226300010048
14	GTHZ120-630020-000	Hose	1		226300010039
15	GTHZ120-630028-000	Hose	1		226300010055
16	GTHZ120-600002-G00	Cartridge hydraulic return oil filter	1		226000050021
17	TM450B1-G00	Air breather	1		206500110004
18	JT-410004-G00	Plug	1		226000040015
19	JT-111224-G00	Connection	1		226000050018

Fig. 5-2 The main oil circuit (GTHZ170/GTHZ170C)

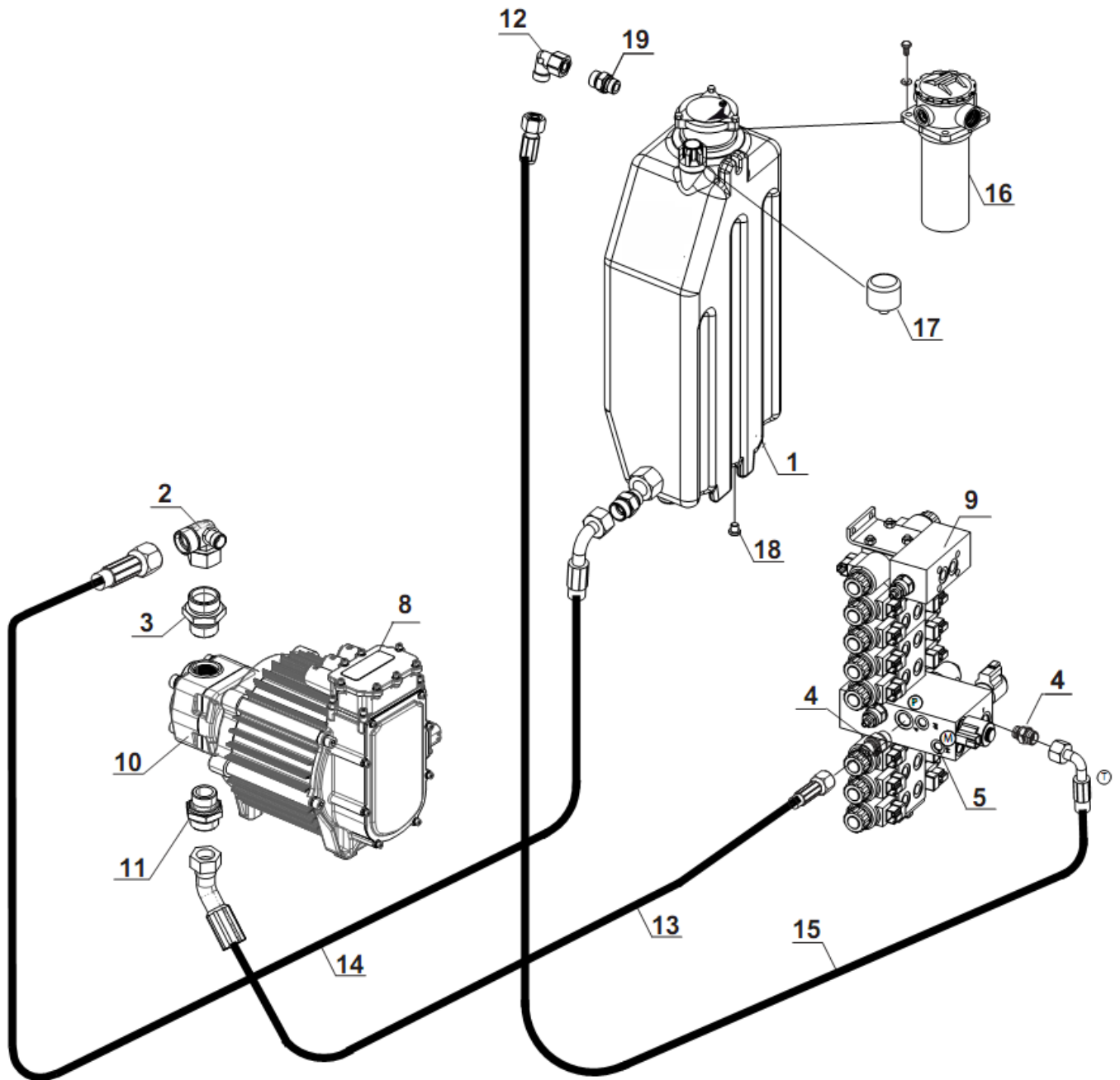
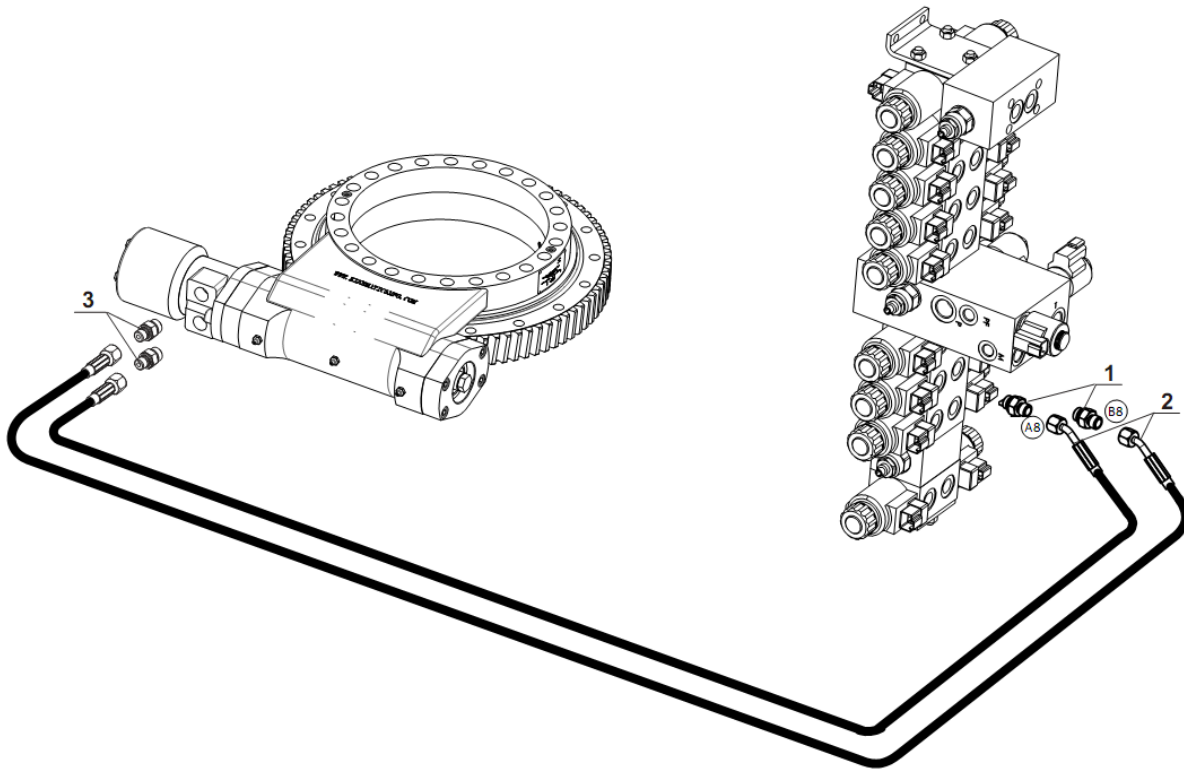


Fig. 5-2 The main oil circuit (GTHZ170/GTHZ170C)

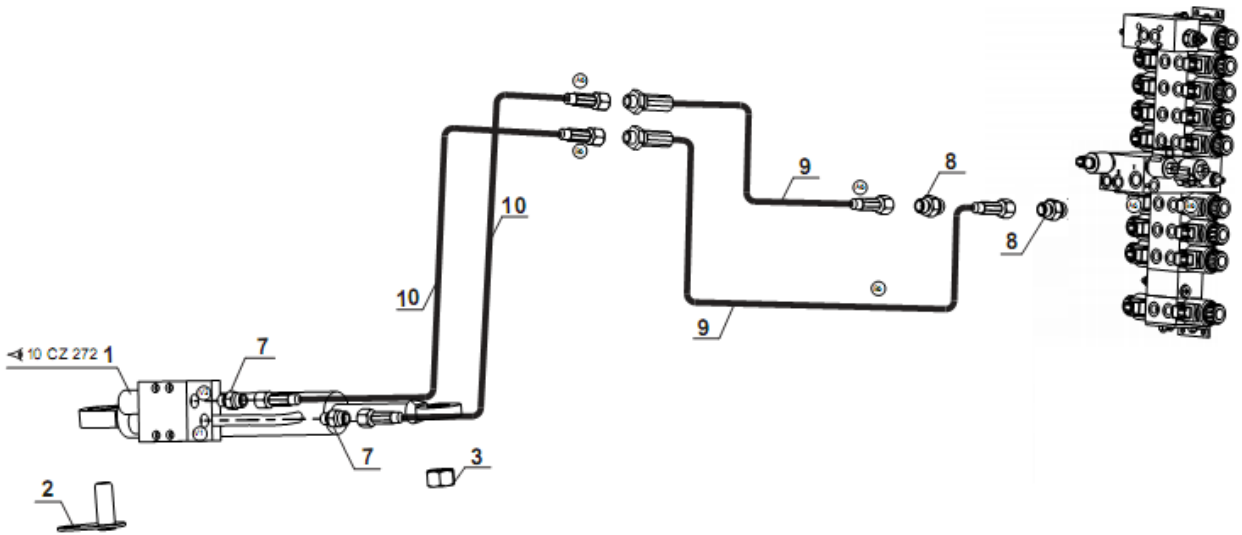
Item No.	Part No.	Description	Qty	Remarks or Series No.	Code No.
1	GTHZ120-610100-G00	Oil tank	1		226100000014
2	GTHZ120-640003-G00	Connection	1		226000040025
3	JT-111230-G00	Connection	1		226000040030
4	JT-110824-G00	Connection	2		226000040010
5	G250-600011-G00	Connection (Pressure test)	1		206500230009
8	HS1416TPI-710200-G00	Electric motor	1		227700010003
9	GTHZ170-610600-G01	Valve bank	1		
10	XSD090-622000-000	Hydraulic pump	1		226500010002
11	JT-110624-G00	Connection	1		226000040025
12	JT-202424-G00	Connection	3		226000040010
13	GTHZ170-630008-001	Hose	1		226300010111
14	GTHZ170-630011-000	Hose	1		226300010066
15	GTHZ170-630014-001	Hose	1		226300010121
16	GTHZ120-600002-G00	Cartridge hydraulic return oil filter	1		226000050021
17	TM450B1-G00	Air breather	1		206500110004
18	JT-410004-G00	Plug	1		226000040015
19	JT-111224-G00	Connection	1		226000050018

Fig.5-3 Turret rotates oil circuit



Item No.	Part No.	Description	Qty	Remarks or Series No.	Code No.
1	JT-110616-G00	Connection	2		226100040024
2	GTHZ120-630016-000	Hose	2	GTHZ120	226300010035
	GTHZ170-630010-001	Hose	2	GTHZ170 GTHZ170C	226300010122
3	JT-111416-G00	Connection	2		226000040132

Fig. 5-4 Fence rotary oil circuit (GTHZ120)



Item No.	Part No.	Description	Qty	Remarks or Series No.	Code No.
1	GTHZ120-620700-000	Rotation cylinder	1		226200070006
2	GTHZ120-800100-000	Articulating pin	1		228000000011
3	GB/T889.1-2000	Nut M20	1		300020150016
7	JT-110416-G00	Connection	2		226000040006
8	JT-110616-G00	Connection	2		226000040024
9	GTHZ120-630027-000	Hose	2	GTHZ120	226300010054
10	GTHZ120-630002-000	Hose	2	GTHZ120	226300010011

Fig. 5-5 Fence rotary oil circuit (GTHZ170/GTHZ170C)

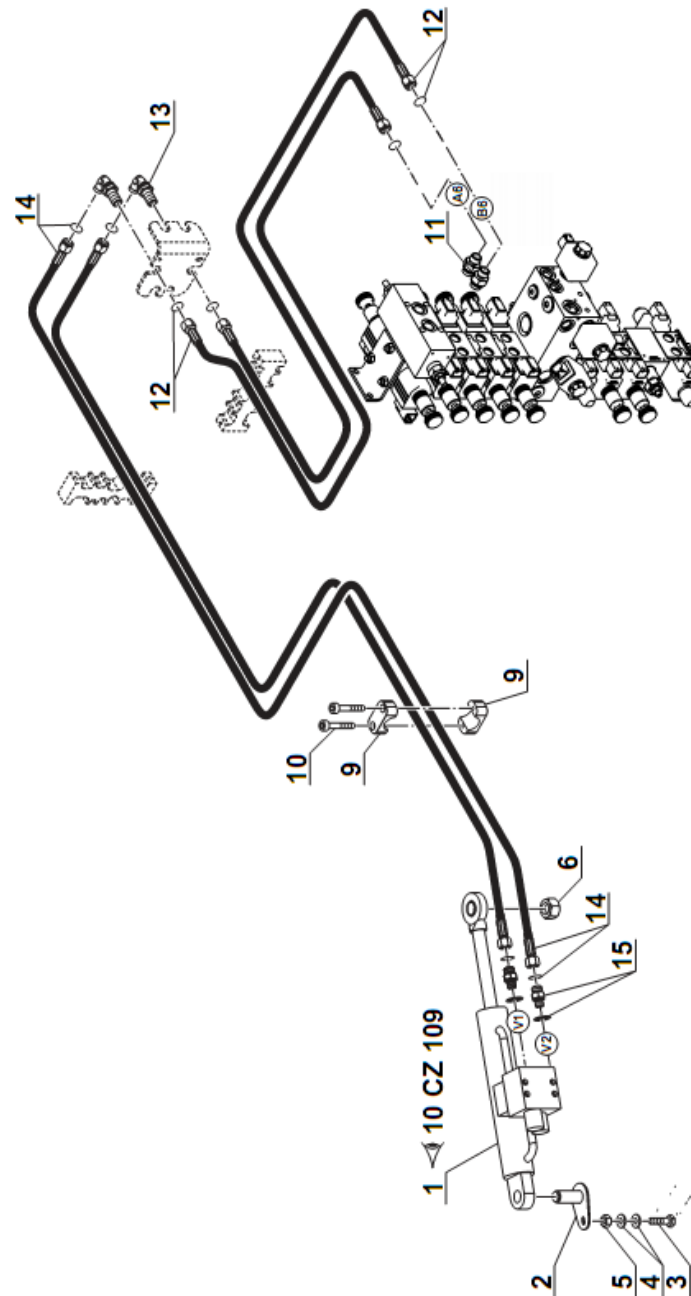
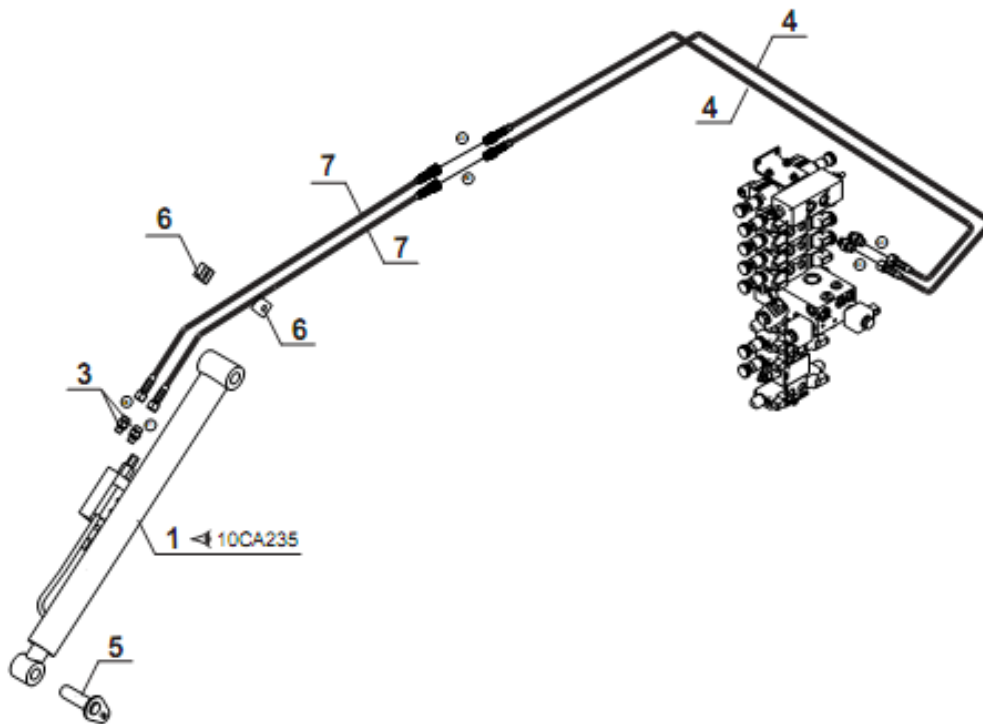


Fig. 5-5 Fence rotary oil circuit (GTHZ170/GTHZ170C)

Item No.	Part No.	Description	Qty	Remarks or Series No.	Code No.
1	GTHZ120-620700-000	Rotation cylinder	1		226200070006
2	GTHZ120-800100-000	Articulating pin	1		228000000011
3	GB5783-86	Screw M8×30	1	8.8	300010040178
4	GB96-85	Washer 8	2		300030190008
5	GB889-86	Nut M8	1		300020150004
6	GB/T889.1-2000	Nut M20	1		300020150016
9	GTHZ120-650001-G00	clamp	1		226000020001
11	JT-110616-G00	Connection	2		226000040024
12	GTHZ170-630005-000	Hose	2		226300010061
13	JT-201616-G00	Connection	2		226000040012
14	GTHZ170-630002-000	Hose	2		226300010058
15	JT-110416-G00	Connection	2		226000040006

Fig. 5-6 Pendular arm oil circuit (GTHZ120)



Item No.	Part No.	Description	Qty	Remarks or Series No.	Code No.
1	GTHZ120-620300-000	Pendular arm cylinder	1		226200070004
3	JT-110416-G00	Connection	2		226000040006
4	GTHZ120-630026-000	Hose	2		226300010053
5	GTHZ120-901400-000	Articulating pin	1		229000000022
6	GTHZ120-650003-G00	clamp	1		226000020003
7	GTHZ120-630004-000	Hose	2		226300010023

Fig.5-7 Pendular arm oil circuit (GTHZ170/GTHZ170C)

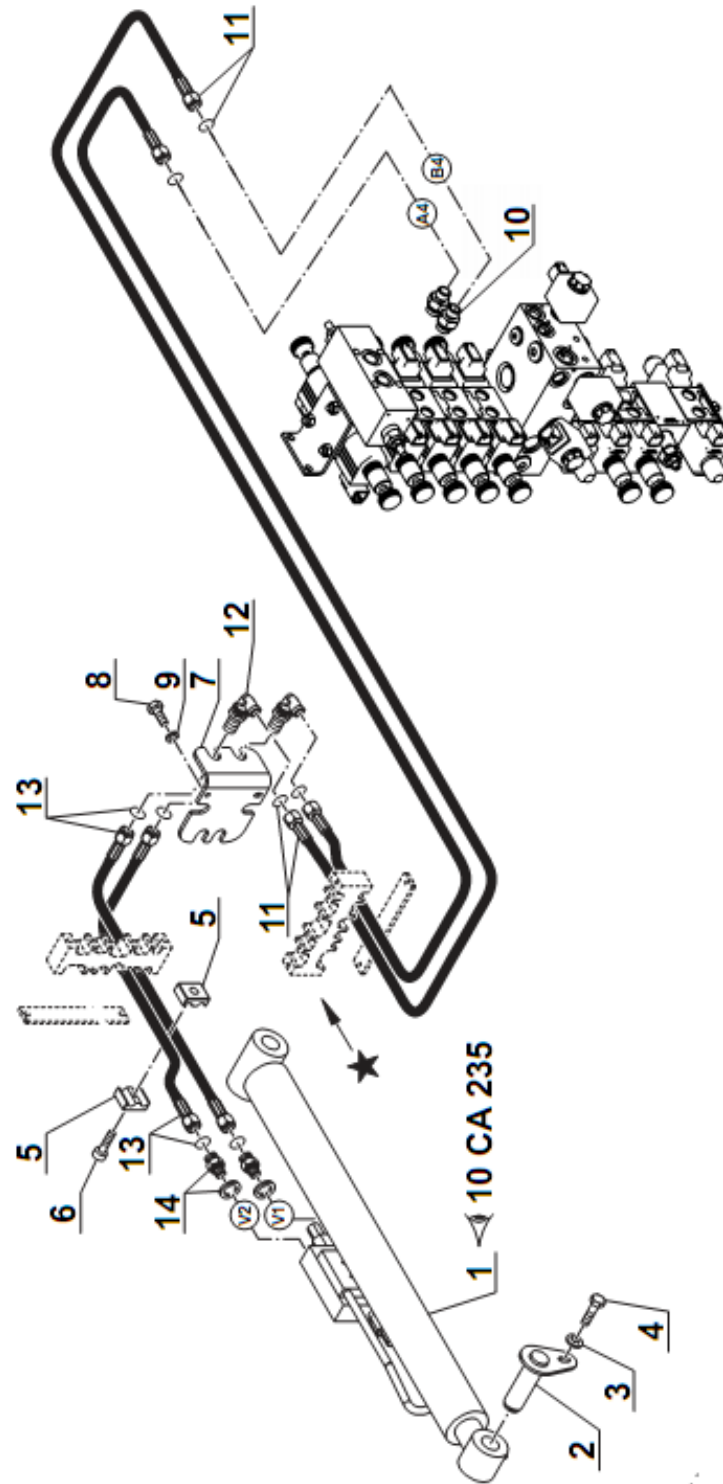


Fig. 5-7 Pendular arm oil circuit (GTHZ170/GTHZ170C)

Item No.	Part No.	Description	Qty	Remarks or Series No.	Code No.
1	GTHZ120-620300-000	Pendular arm cylinder	1		226200070004
2	GTHZ120-901400-000	Articulating pin	1		229000000022
3	GB5783-86	Screw M8×20	1	M8×20	300010040173
4	GB96-85	Washer 8	1		300030190008
	GB93-87	Washer 8	1		300030010015
5	GTHZ120-650003-G00	clamp	1		226000020003
7	GTHZ170-902200-000	Bracket hose	1		229000040044
8	GB5783-86	Screw M6×16	2	8.8	300010040148
9	GB93-87	Washer 6	2		300030010014
	GB96-85	Washer 6	2		300030190007
10	JT-110616-G00	Connection	2		226000040024
11	GTHZ170-630005-000	Hose	2		226300010061
12	JT-201616-G00	Connection	2		226000040012
13	GTHZ170-630003-000	Hose	2		226300010059
14	JT-110416-G00	Connection	2		226000040006

Fig. 5-8 Telescope oil circuit (GTHZ120)

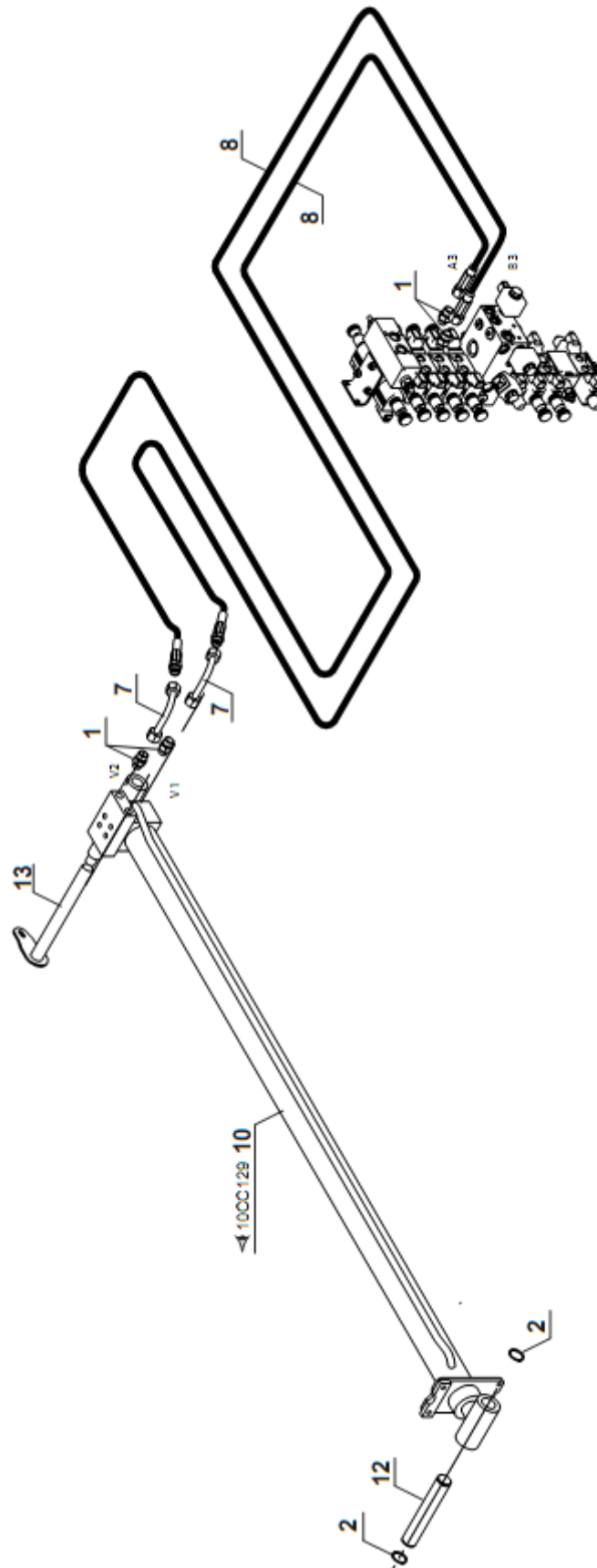


Fig. 5-8 Telescope oil circuit (GTHZ120)

Item No.	Part No.	Description	Qty	Remarks or Series No.	Code No.
1	JT-110620-G00	Connection	4		226000040007
2	GB894.1-86	Circlip 30	2		300060030014
7	GTHZ120-640002-G00	Hydraulic tube	2		226000040028
8	GTHZ120-630024-000	Hose	2		226300010051
10	GTHZ120-620400-000	Telescope cylinder	1	GTHZ120	226200030001
12	GTHZ120-900800-000	Articulating pin	1		229000050038
13	GTHZ120-900700-000	Articulating pin	1		229000000017

Fig. 5-9 Telescope oil circuit (GTHZ170/GTHZ170C)

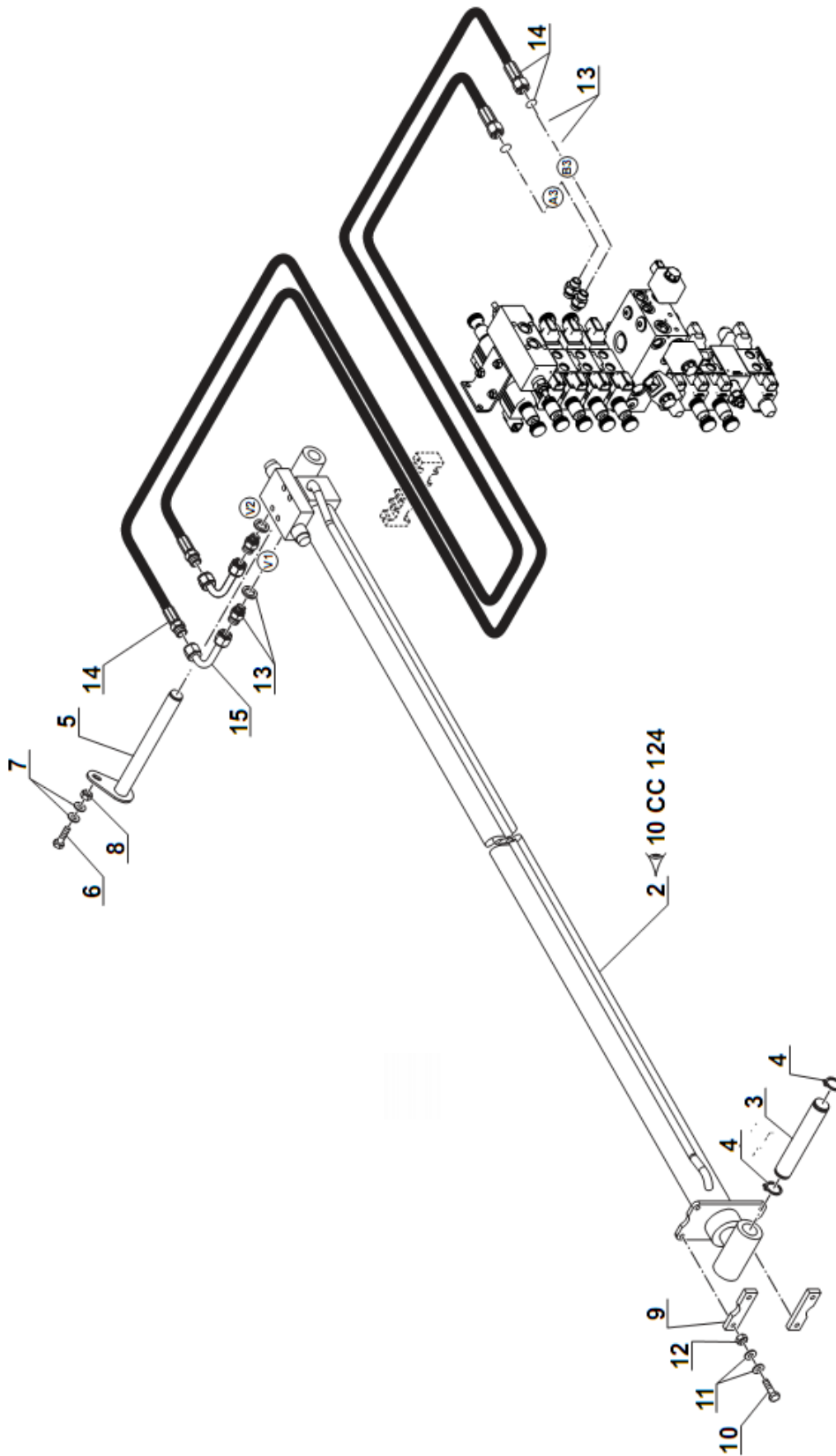


Fig. 5-9 Telescope oil circuit (GTHZ170/GTHZ170C)

Item No.	Part No.	Description	Qty	Remarks or Series No.	Code No.
2	GTHZ170-620400-G00	Telescope cylinder	1	GTHZ170	226200070009
3	GTHZ120-900800-000	Articulating pin	1	GTHZ120 GTHZ170	229000050038
4	GB894.1-86	Circlip 30	2		300060030014
5	GTHZ170-901200-000	Articulating pin	1		229000000040
6	GB5783-86	Screw M8×30	1	8.8	300010040178
7	GB96-85	Washer 8	2		300030190008
8	GB889-86	Nut M8	1		300020150004
9	GTHZ120-903500-000	Slide block	2		229000090009
10	GB5783-86	Screw M8×35	4		300010040180
11	GB97.1-85	Washer 8	8		300030040014
12	GB889-86	Nut M8	4		300020150004
13	JT-110620-G00	Connection	4		226000040007
14	GTHZ170-630006-000	Hose	2		226300010073
15	GTHZ170-600012-G00	Hydraulic tube	1		226000040036

Fig. 5-10 Tilting oil circuit (GTHZ120)

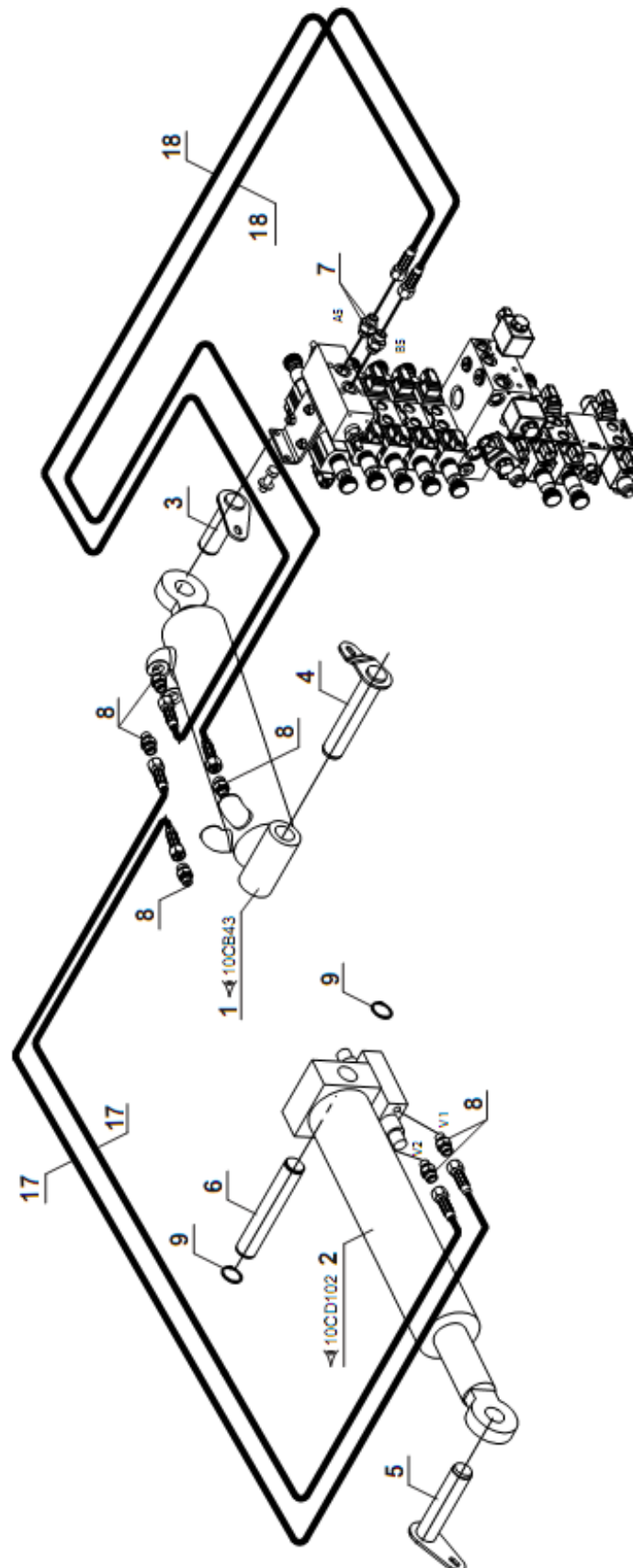


Fig. 5-10 Tilting oil circuit (GTHZ120)

Item No.	Part No.	Description	Qty	Remarks or Series No.	Code No.
1	GTHZ120-620100-000	Compensation cylinder	1		226200040004
2	GTHZ120-620200-000	Tilting cylinder	1		226200050001
3	GTHZ120-900600-000	Articulating pin	1		229000000016
4	GTHZ120-900500-000	Articulating pin	1		229000000015
5	GTHZ120-901100-000	Articulating pin	1		229000000019
6	GTHZ120-900800-000	Articulating pin	1		229000050038
7	JT-110616-G00	Connection	2		226000040024
8	JT-110416-G00	Connection	6		226000040006
9	GB894.1-86	Circlip 30	2		300060030014
17	GTHZ120-630001-000	Hose	2		226300010010
18	GTHZ120-630025-000	Hose	2		226300010052

Fig.5-11 Tilting oil circuit (GTHZ170/GTHZ170C)

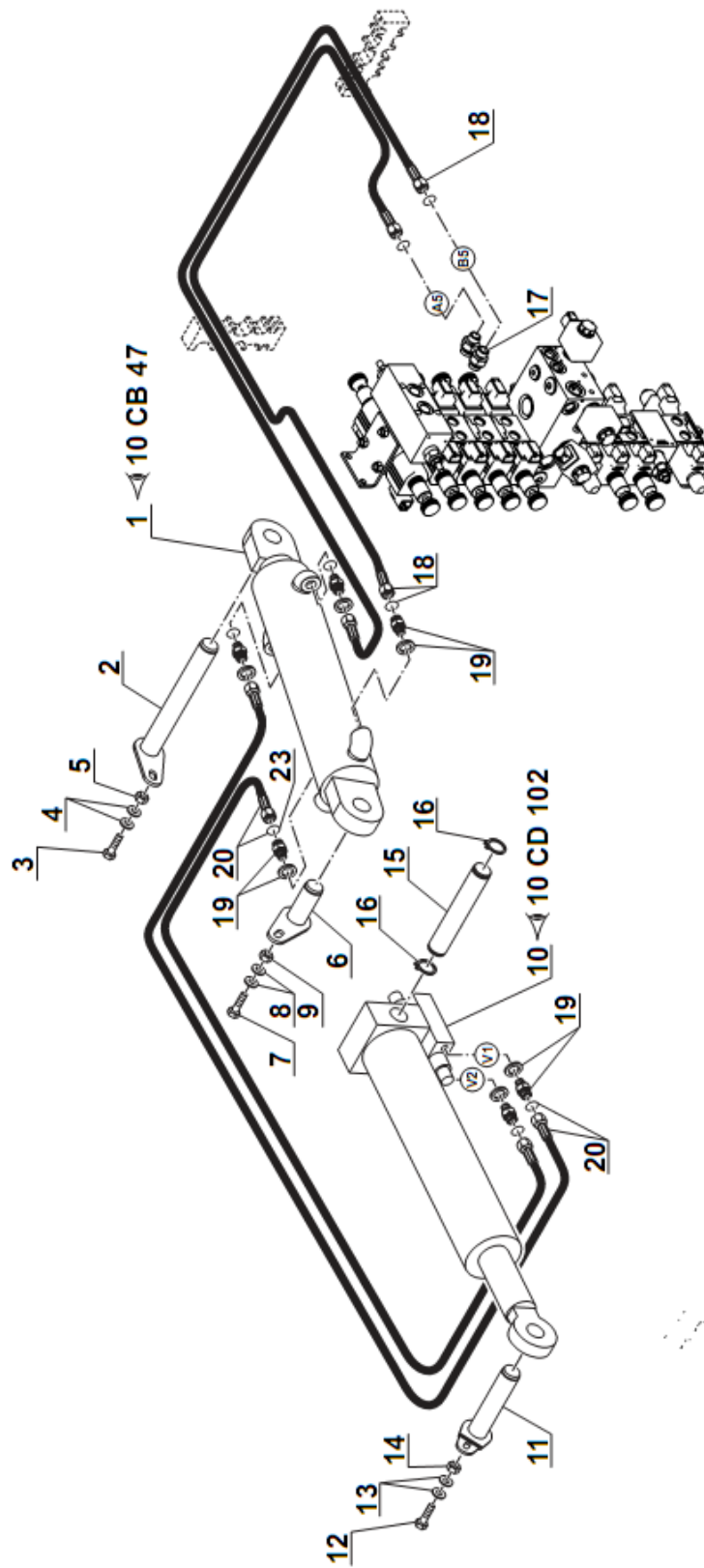


Fig. 5-11 Tilting oil circuit (GTHZ170/GTHZ170C)

Item No.	Part No.	Description	Qty	Remarks or Series No.	Code No.
1	GTHZ120-620100-000	Compensation cylinder	1		226200040004
2	GTHZ170-900700-000	Articulating pin	1		229000000036
3	GB5783-86	Screw M8×30	1	8.8	300010040178
4	GB96-85	Washer 8	2		300030190008
5	GB889-86	Nut M8	1		300020150004
6	GTHZ170-900900-000	Articulating pin	1		229000000038
7	GB5783-86	Screw M8×30	1	8.8	300010040178
8	GB96-85	Washer 8	2		300030190008
9	GB889-86	Nut M8	1		300020150004
10	GTHZ120-620200-000	Tilting cylinder	1		226200050001
11	GTHZ120-901100-000	Articulating pin	1		229000000019
12	GB5783-86	Screw M8×30	1	8.8	300010040178
13	GB96-85	Washer 8	2		300030190008
14	GB889-86	Nut M8	1		300020150004
15	GTHZ120-900800-000	Articulating pin	1		229000050038
16	GB894.1-86	Circlip 30	2		300060030014
17	JT-110616-G00	Connection	2		226000040024
18	GTHZ170-630004-000	Hose	2		226300010060

Fig. 5-10 Tilting oil circuit (GTHZ170/GTHZ170C)

Item No.	Part No.	Description	Qty	Remarks or Series No.	Code No.
19	JT-110416-G00	Connection	6		226000040006
20	GTHZ170-630001-000	Hose	2		226300010057

Fig. 5-12 Lifting circuit (GTHZ120)

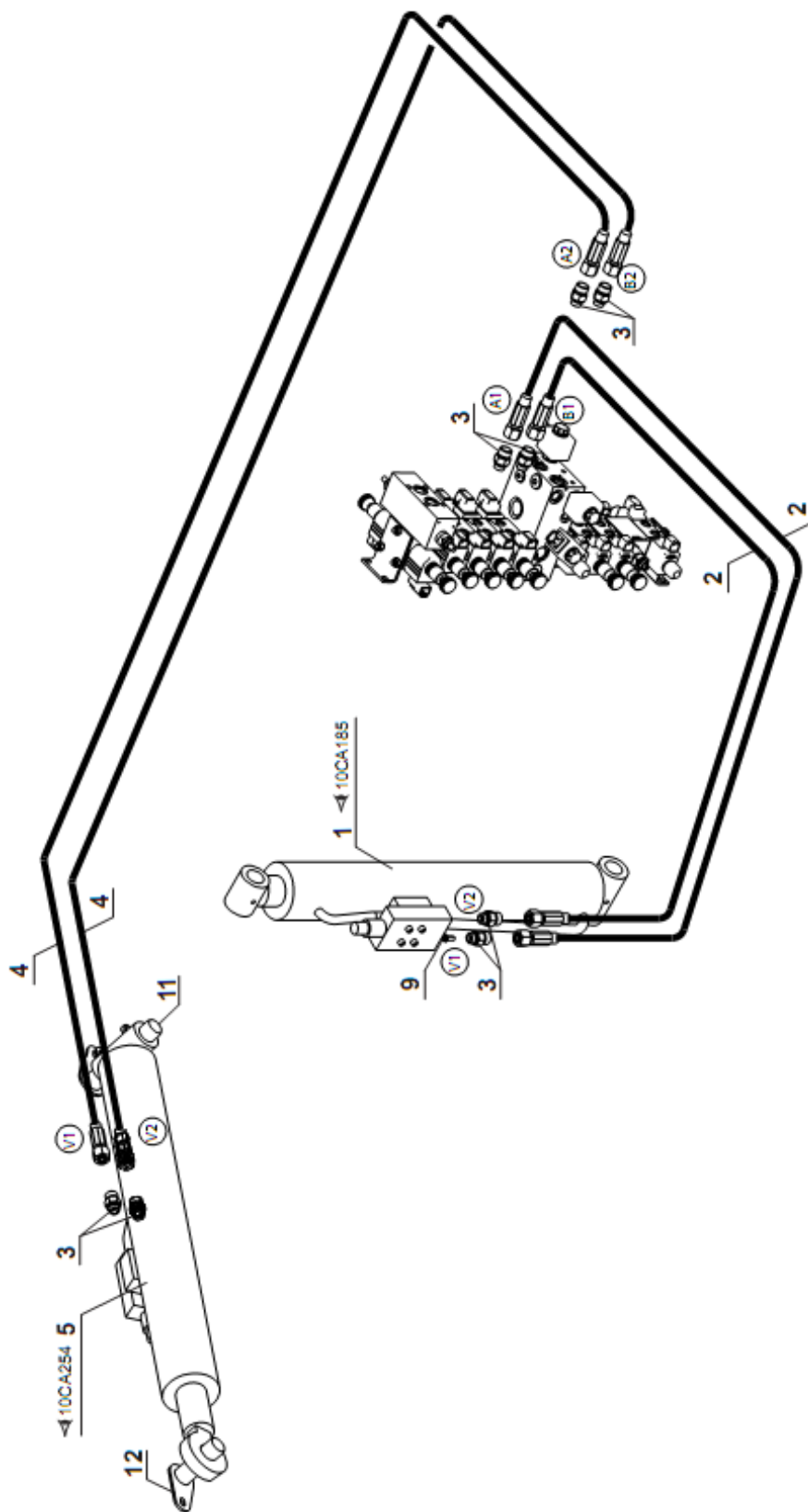


Fig. 5-12 Lifting circuit (GTHZ120)

Item No.	Part No.	Description	Qty	Remarks or Series No.	Code No.
1	GTHZ120-620600-000	Lifting cylinder	1		226200070005
2	GTHZ120-630022-000	Hose	2		226300010049
3	JT-110620-G00	Connection	8		226000040007
4	GTHZ120-630023-000	Hose	2		226300010050
5	GTHZ120-620500-000	Lifting cylinder	1		226200070003
9	78XEN-600001-G00	Jet	1		226000050002
11	GTHZ120-900500-000	Articulating pin	1		229000000015
12	GTHZ120-900600-000	Articulating pin	1		229000000016

Fig. 5-13 Lifting circuit (GTHZ170/GTHZ170C)

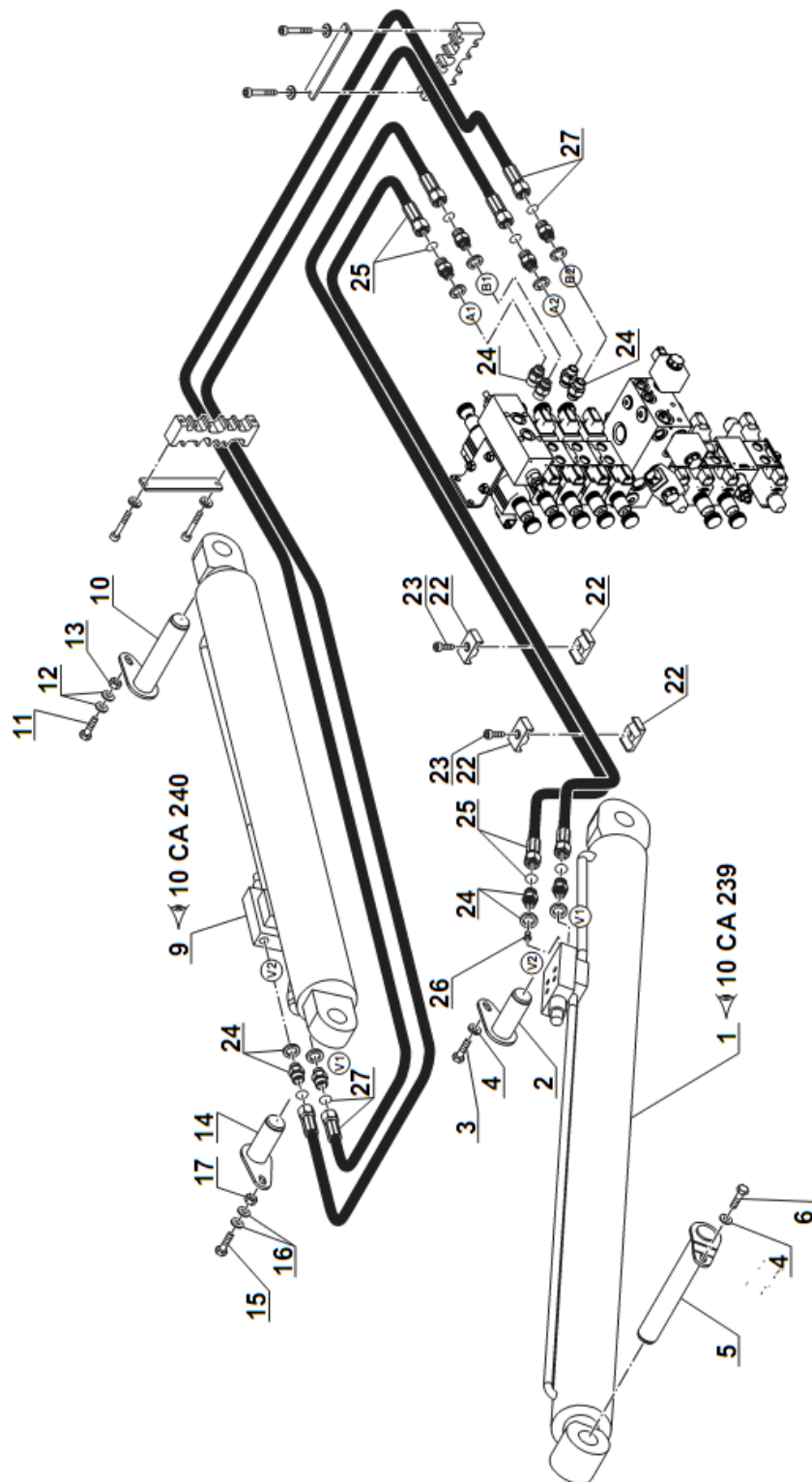


Fig. 5-13 Lifting circuit (GTHZ170/GTHZ170C)

Item No.	Part No.	Description	Qty	Remarks or Series No.	Code No.
1	GTHZ170-620600-G00	Lifting cylinder	1		226200070007
2	GTHZ170-900400-000	Articulating pin	1		229000000033
3	GB5783-86	Screw M8×20	1	M8×20	300010040173
4	GB96-85	Washer 8	2		300030190008
	GB93-87	Washer 8	2		300030010015
5	GTHZ170-900500-000	Articulating pin	1		229000000034
6	GB5783-86	Screw M8×20	1	M8×20	300010040173
9	GTHZ170-620500-G00	Lifting cylinder	1		226200070008
10	GTHZ170-900800-000	Articulating pin	1		229000000037
11	GB5783-86	Screw M8×30	1	8.8	300010040178
12	GB96-85	Washer 8	2		300030190008
13	GB889-86	Nut M8	1		300020150004
14	GTHZ170-901100-000	Articulating pin	1		229000000039
15	GB5783-86	Screw M8×30	1	8.8	300010040178
16	GB96-85	Washer 8	2		300030190008
17	GB889-86	Nut M8	1		300020150004
22	GTHZ120-650003-G00	clamp	2		226000020003
24	JT-110620-G00	Connection	6		226000040007

Fig. 5-13 Lifting circuit (GTHZ170/GTHZ170C)

Item No.	Part No.	Description	Qty	Remarks or Series No.	Code No.
25	GTHZ170-630012-000	Hose	2		226300010067
26	78XEN-600001-G00	Jet	1		226000050002
27	GTHZ170-630007-000	Hose	2		226300010062

Fig. 5-14 Steering circuit

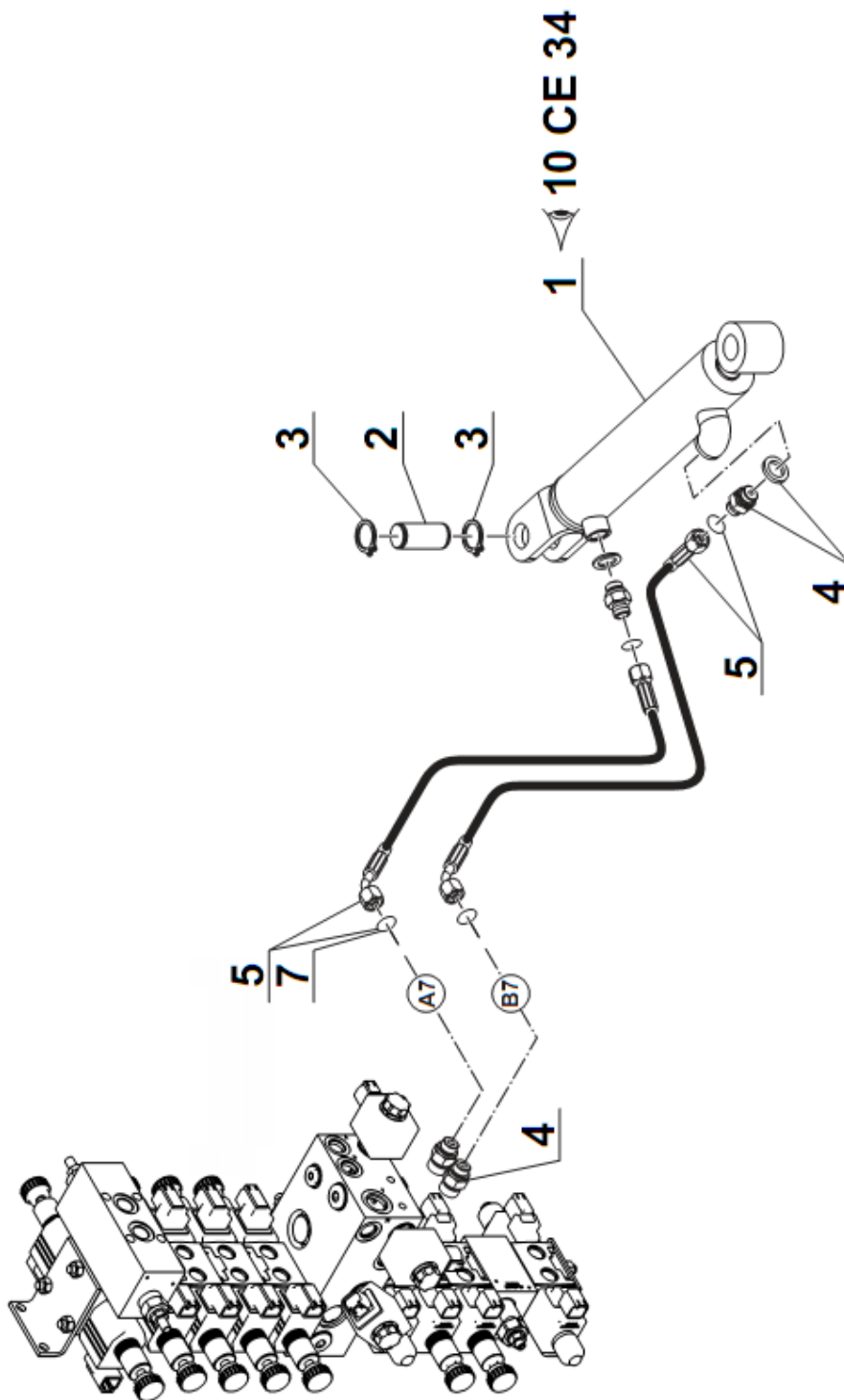


Fig. 5-14 Steering circuit

Item No.	Part No.	Description	Qty	Remarks or Series No.	Code No.
1	GTHZ120-620800-000	Steering cylinder	1		226200020002
2	GTHZ120-200500-000	Articulating pin	1		222200040005
3	GB894.1-86	Circlip 25	2		300060030012
4	JT-110616-G00	Connection	4		226000040024
5	GTHZ120-630017-000	Hose	2		226300010036

Fig. 5-15 Stabilizer circuit (GTHZ120)

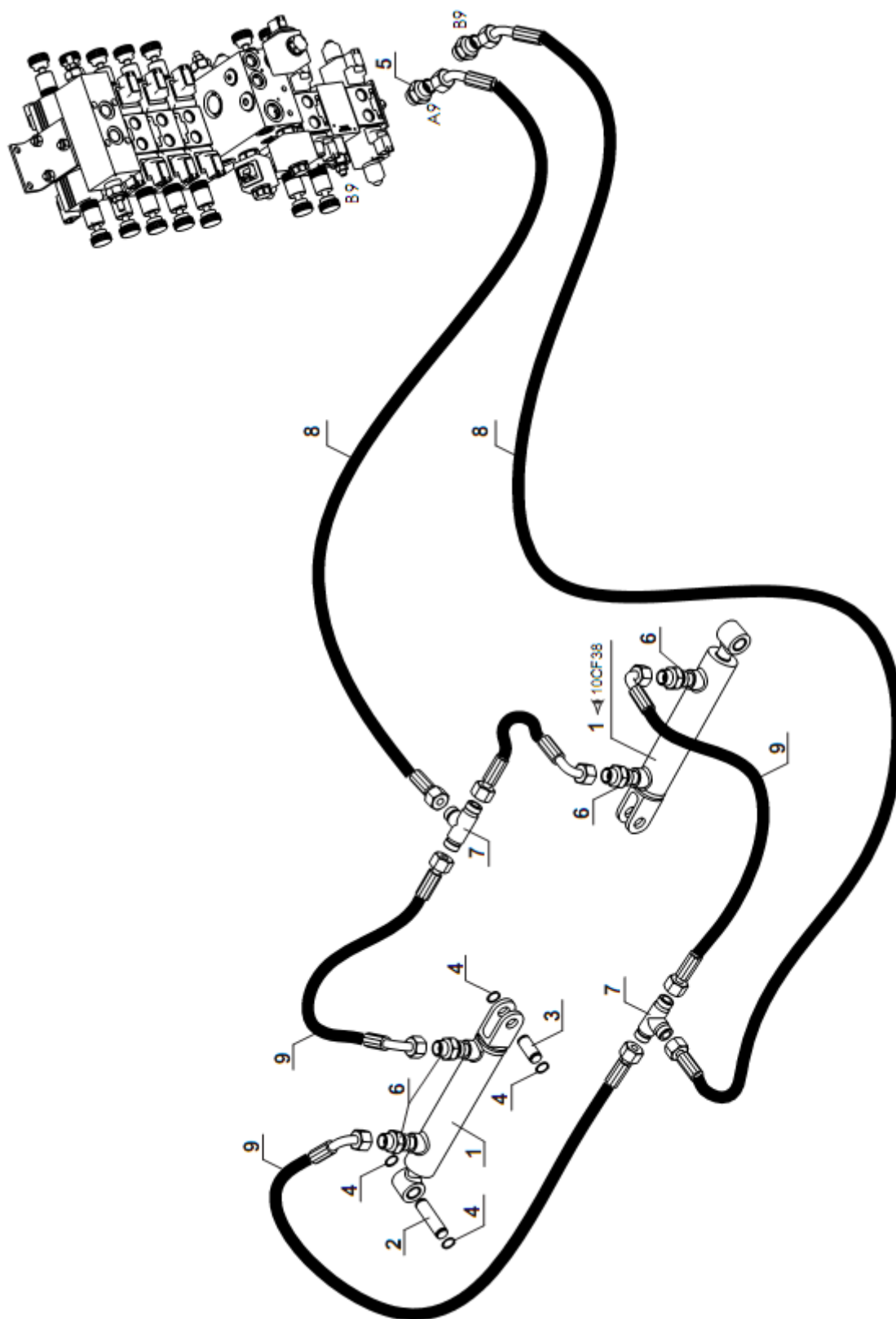


Fig. 5-15 Stabilizer circuit (GTHZ120)

Item No.	Part No.	Description	Qty	Remarks or Series No.	Code No.
1	GTHZ120-620900-000	Stabilizer cylinder	2		226200060001
2	GTHZ120-400200-000	Articulating pin	2		224000050005
3	GTHZ120-400300-000	Articulating pin	2		224000050006
4	GB894.1-86	16 Circlip 16	8		300060030008
5	JT-110616-G00	Connection	2		226000040024
6	JT-110416-G00	Connection	4		226000040006
7	JT-301616-G00	Connection	2		226000040021
8	GTHZ120-630017-000	Hose	2		226300010036
9	GTHZ120-630018-000	Hose	2		226300010037

Fig.5-16 Manual release circuit

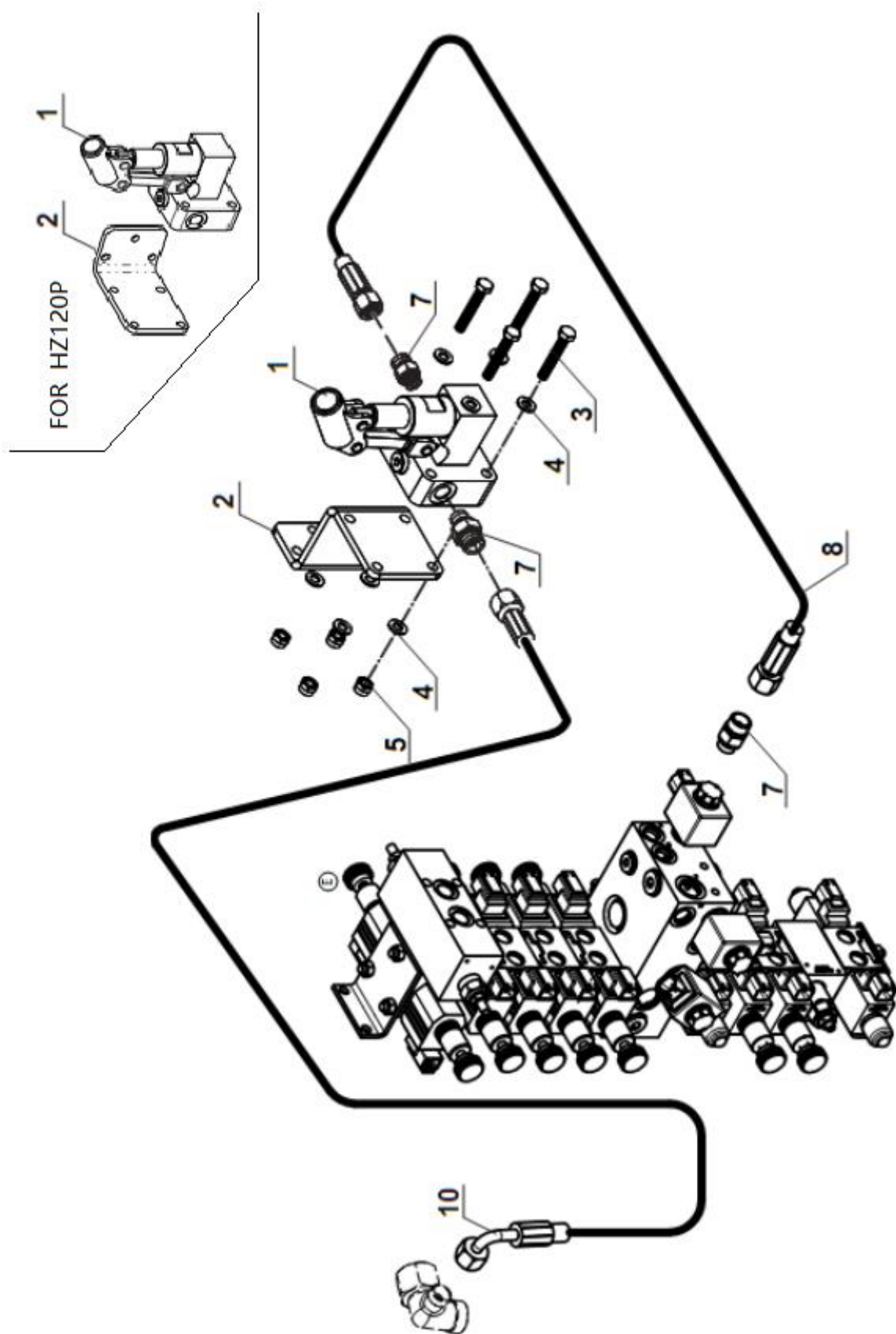
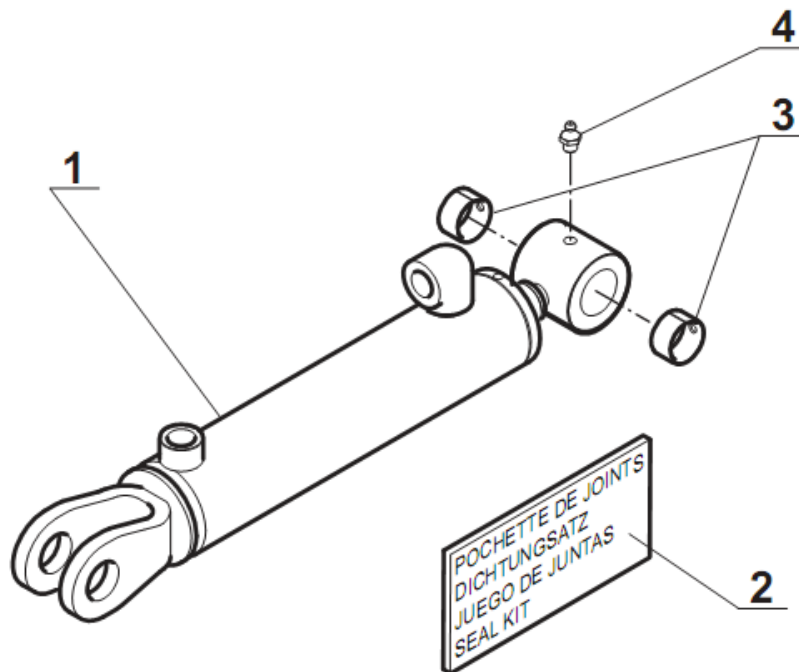


Fig. 5-17 Manual release circuit

Item No.	Part No.	Description	Qty	Remarks or Series No.	Code No.
1	GTHZ170-650003-G00	Pump manual	1		
2	GTHZ120-403100-001	Pump manual bracket	1	GTHZ120	
	GTHZ170-401800-000	Pump manual bracket	1	GTHZ170 GTHZ170C	
3	GB5783-86	Screw M10×60	4	8.8	300010040021
4	GB97.1-85	Washer 10	8		300030040002
5	GB889-86	Nut M10	4		300020150003
7	JT-101820-G00	Connection	3		226000040007
8	GTHZ120-630003-000	Hose	1		226300010022
10	GTHZ120-630019-000	Hose	1		226300010038

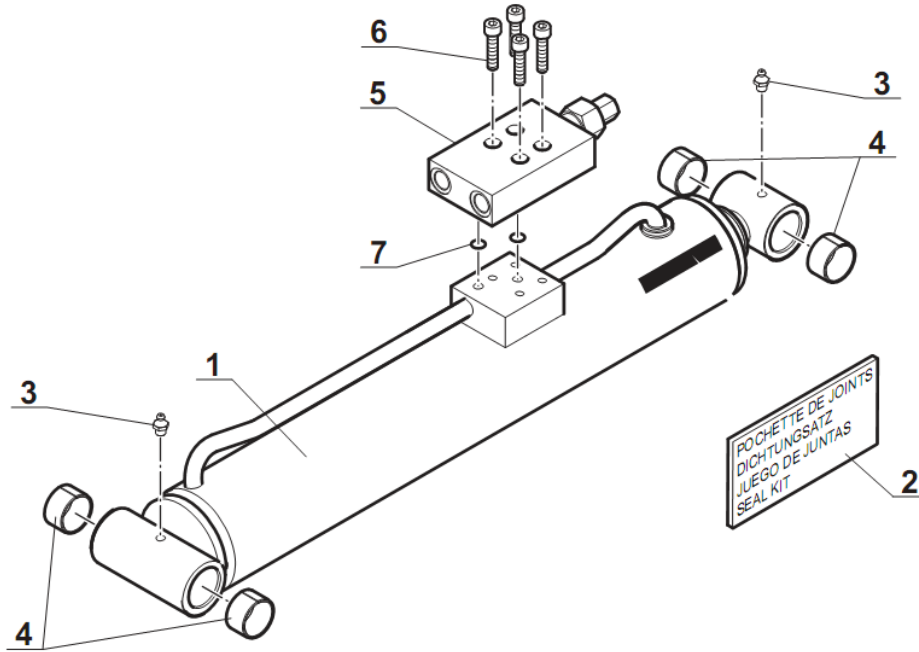
Fig. 5-17 Steering cylinder assembly



Item No.	Part No.	Description	Qty	Remarks or Series No.	Code No.
1	GTHZ120-620800-000	Steering cylinder	1		226200020002
2	GTHZ120-620810-000	密封组件 Seal kit	1		
3		Bushing	2		
4	GB1152-1989	油杯 M8×1 Straight greaser	2		300170040004

Fig.5-18 Lower cylinder assembly

GTHZ120



GTHZ170/GTHZ170C

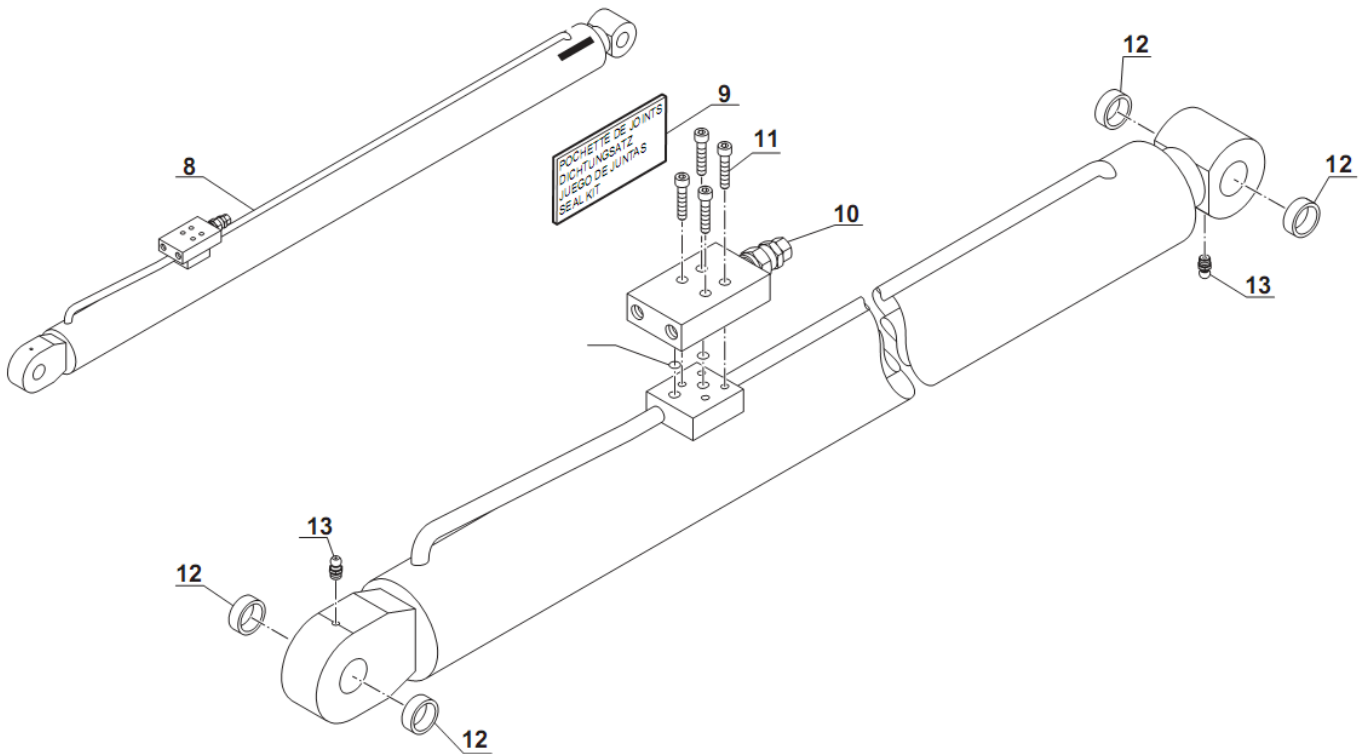
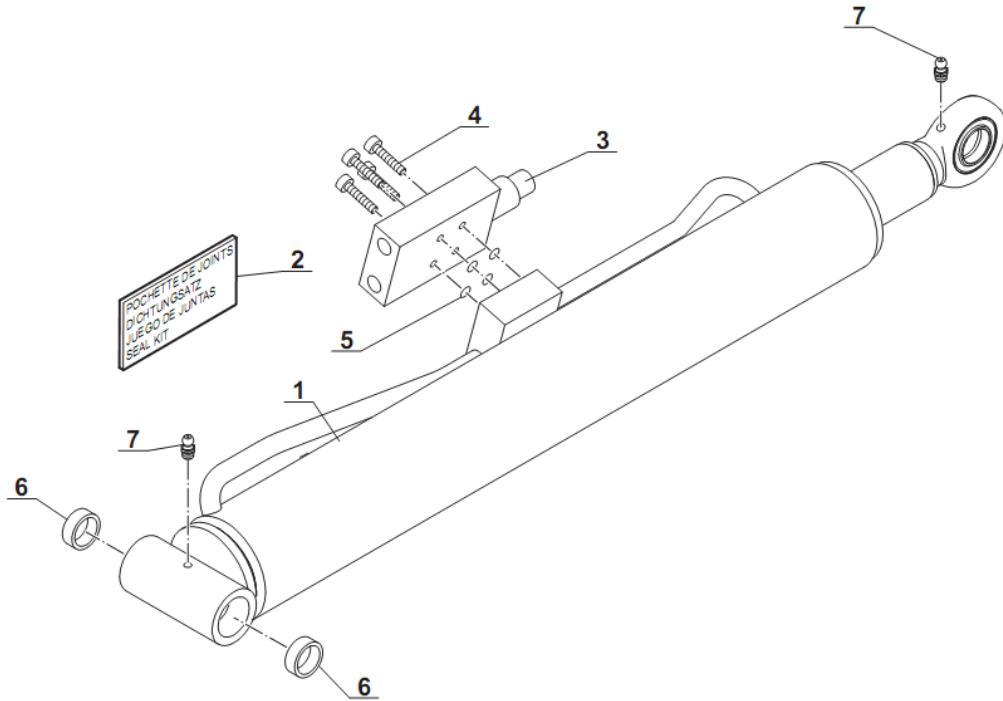


Fig. 5-18 Lower cylinder assembly

Item No.	Part No.	Description	Qty	Remarks or Series No.	Code No.
1	GTHZ120-620600-000	Lifting cylinder	1	GTHZ120	226200070005
2	GTHZ120-620610-000	Seal kit	1		
3	GB1152-89	Straight greaser	2		300170040004
4		Bushing	4		
5	GTHZ120-610900-G00	Valve block	1		226400040002
6	GB70-85	Screw M6×35	4		300040020093
8	GTHZ170-620500-000	Lifting cylinder	1	GTHZ170 GTHZ170C	226200070008
9	GTHZ170-620510-000	Seal kit	1		
10	GTHZ120-610900-G00	Valve block	1	As5	226400040002
11	GB70-85	Screw M6×35	4	As6	300040020093
12		Bushing	4		
13	GTHZ1152-1989	Straight greaser	2		300170040004

Fig. 5-19 Upper cylinder assembly

GTHZ120



GTHZ170/GTHZ170C

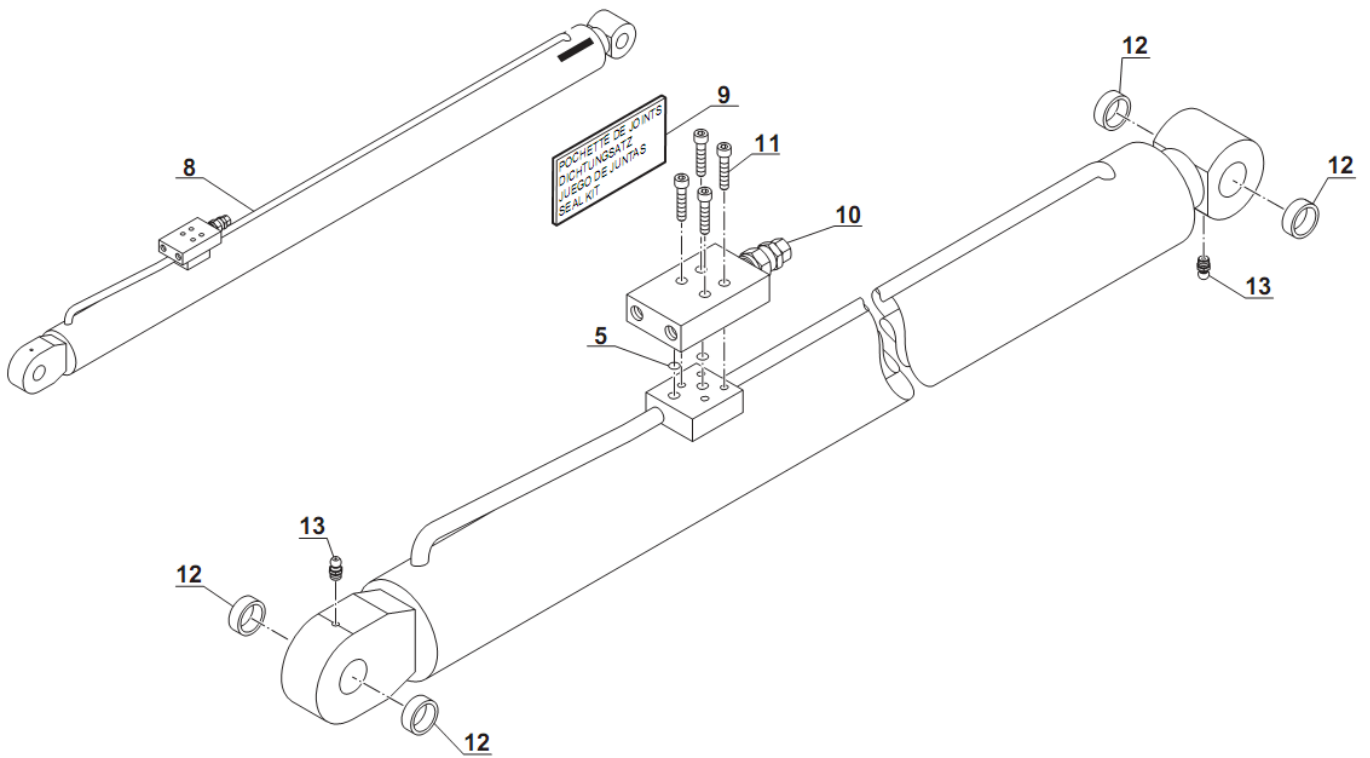
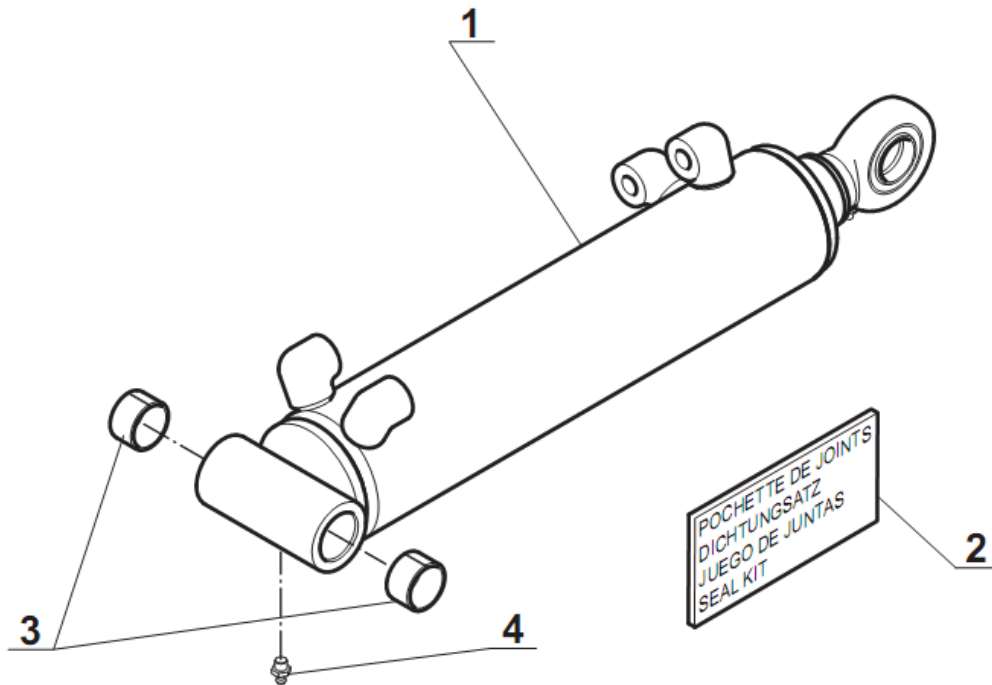


Fig. 5-19 Upper cylinder assembly

Item No.	Part No.	Description	Qty	Remarks or Series No.	Code No.
1	GTHZ120-620500-000	Lifting cylinder	1	GTHZ120	226200070003
2	GTHZ120-620510-000	Seal kit	1		
3	GTHZ120-610900-G00	Valve block	1		226400040002
4	GB70-85	Screw M6×35	4		300040020093
6		Bushing	4		
7	GB1152-1989	Straight greaser	2		300170040004
8	GTHZ170-620500-000	Lifting cylinder	1	GTHZ170 GTHZ170C	226200070008
9	GTHZ170-620510-000	Seal kit	1		
10	GTHZ120-610900-G00	Valve block	1	As3	226400040002
11	GB70-85	Screw M6×35	4	As4	300040020093
12		Bushing	4		
13	GTHZ1152-1989	Straight greaser	2		300170040004

Fig. 5-20 Compensation cylinder assembly

GTHZ120



GTHZ170/GTHZ170C

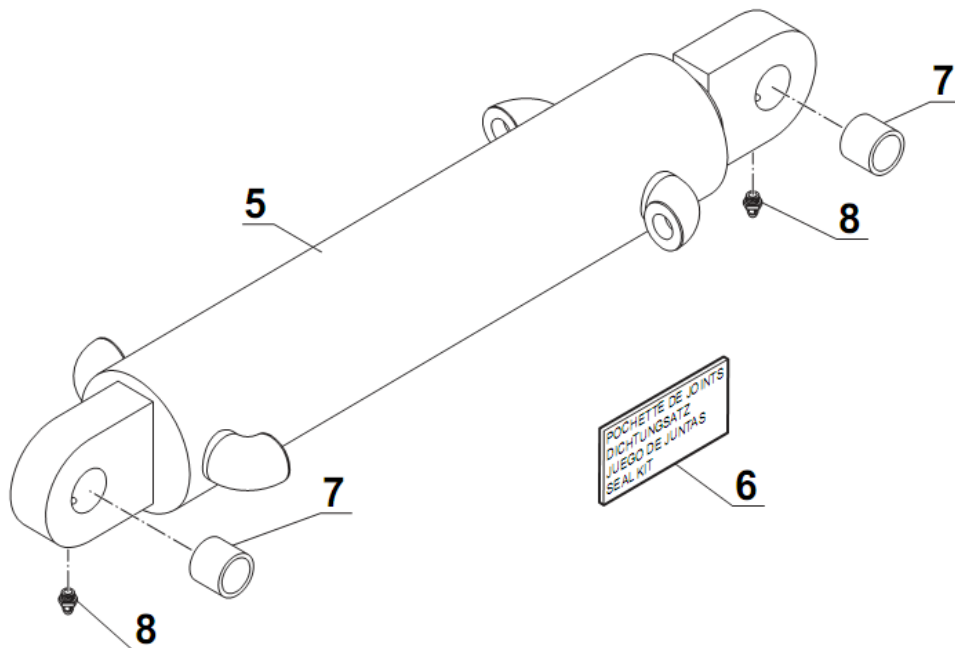
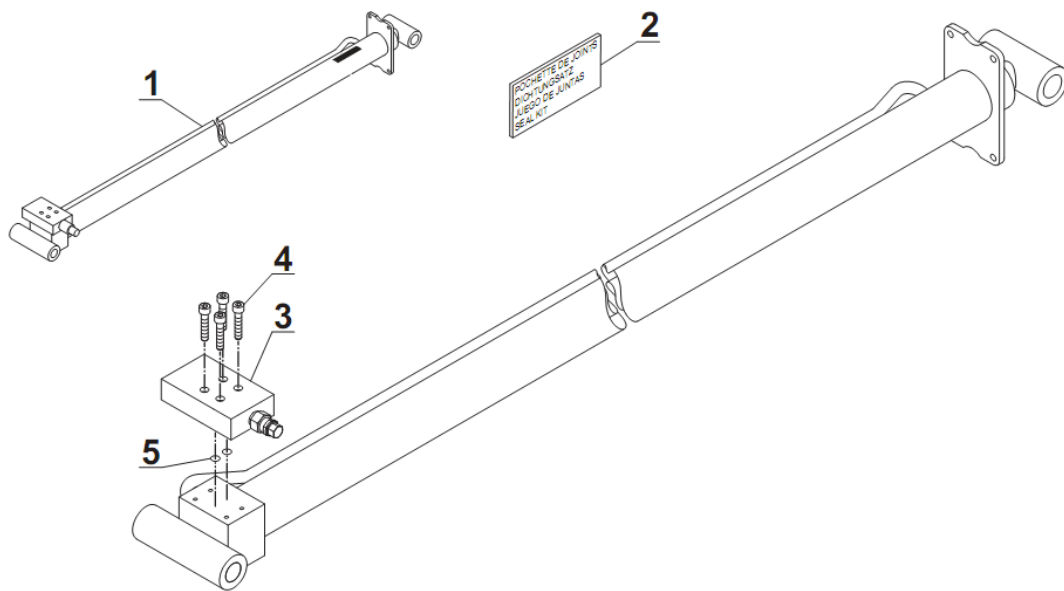


Fig. 5-20 Compensation cylinder assembly

Item No.	Part No.	Description	Qty	Remarks or Series No.	Code No.
1	GTHZ120-620100-000	Compensation cylinder	1	GTHZ120	226200040001
2	GTHZ120-620110-000	Seal kit	1		
3		Bushing	2		
4	GB1152-89	Straight greaser	2		300170040004
5	GTHZ170-620100-000	Compensation cylinder	1	GTHZ170 GTHZ170C	226200040004
6	GTHZ170-620110-000	Seal kit	1		
7		Bushing	2		
8	GB1152-89	Straight greaser	2		300170040004

Fig. 5-21 Telescope cylinder assembly

GTHZ120



GTHZ170/GTHZ170C

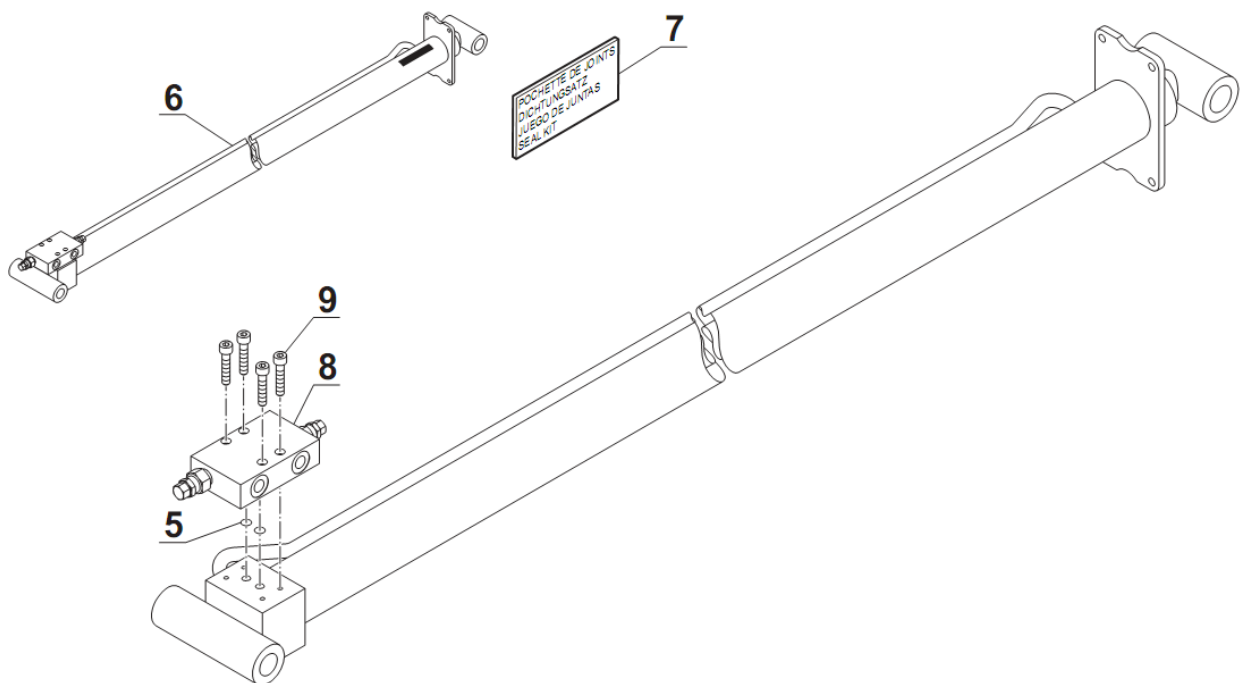
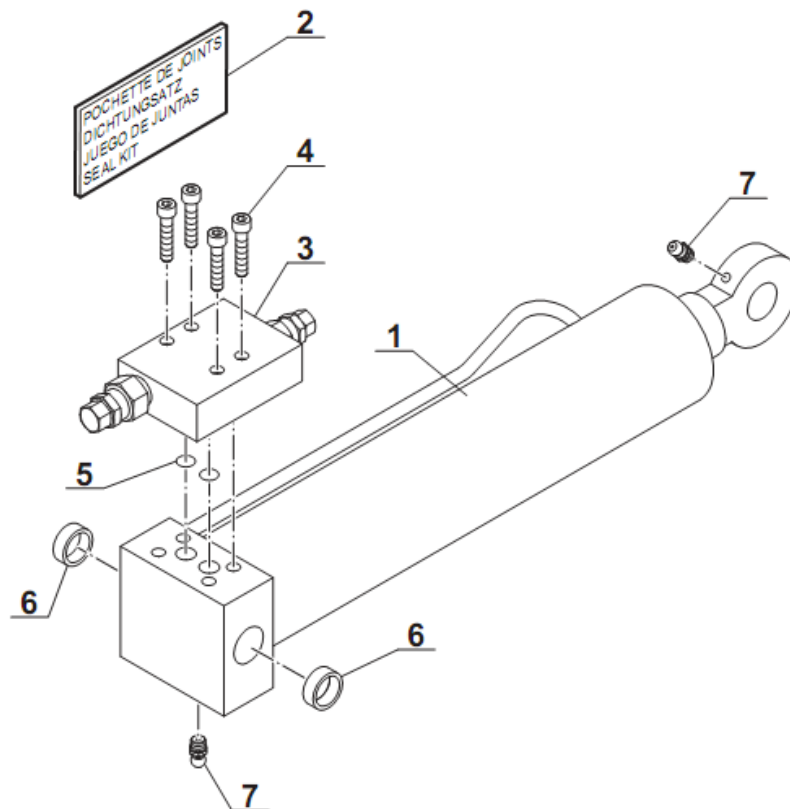


Fig. 5-22 Telescope cylinder assembly

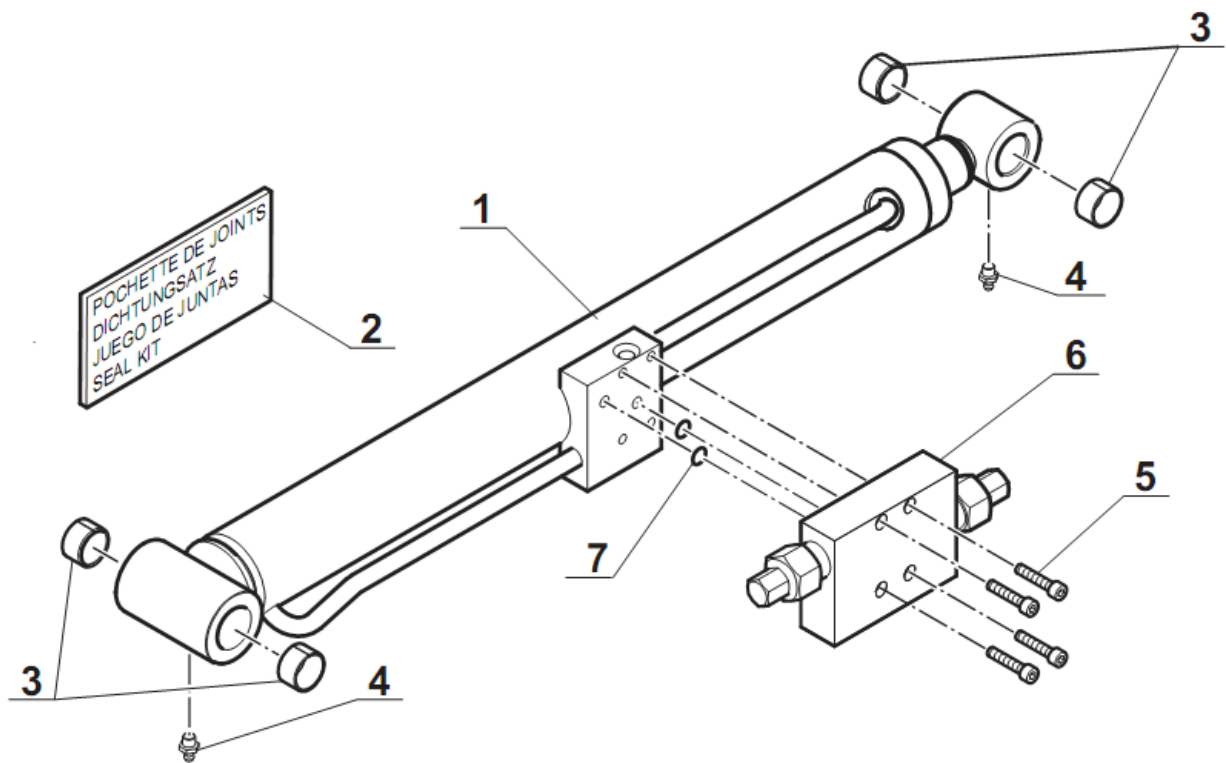
Item No.	Part No.	Description	Qty	Remarks or Series No.	Code No.
1	GTHZ120-620400-000	Telescope cylinder	1	GTHZ120	226200030001
2	GTHZ120-620410-000	Seal kit	1	GTHZ120	
3	GTHZ120-610800-G00	Valve block	1		226400040001
4	GB70-85	Screw M6×35	4		300040020093
6	GTHZ170-620400-000	Telescope cylinder	1	GTHZ170 GTHZ170C	226200070009
7	GTHZ170-620410-000	Seal kit	1		
8	GTHZ170-640010-G00	Valve block	1		226400040004
9	GB70-85	Screw M6×35	4		300040020093

Fig. 5-22 Tilting cylinder assembly



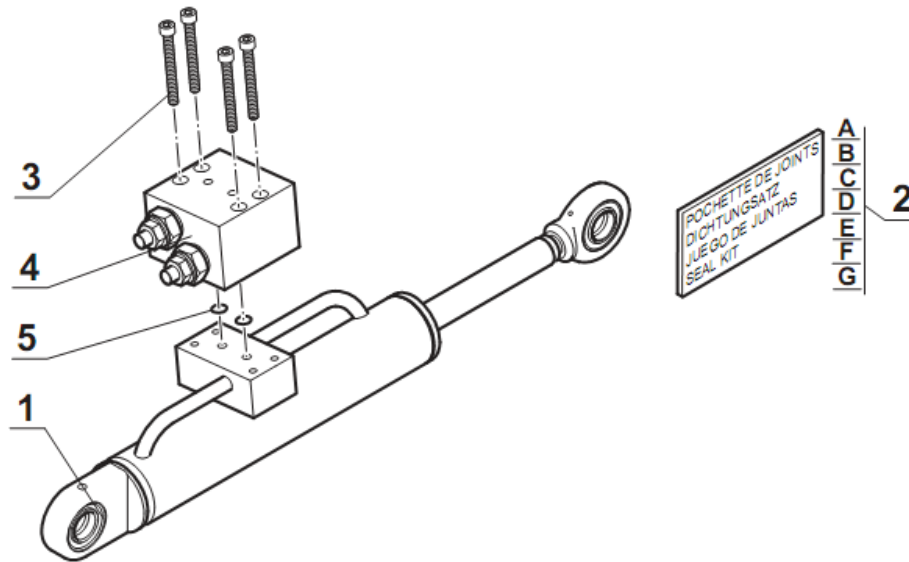
Item No.	Part No.	Description	Qty	Remarks or Series No.	Code No.
1	GTHZ120-620200-000	Tilting cylinder	1		226200050001
2	GTHZ120-620210-000	Seal kit	1		
3	GTHZ120-610800-G00	Valve block	1		226400040001
4	GB70-85	Screw M6×35	4		300040020093
5		Bushing	2		
6	GB1152-89	Straight greaser	2		300170040004

Fig. 5-23 Pendular cylinder assembly



Item No.	Part No.	Description	Qty	Remarks or Series No.	Code No.
1	GTHZ120-620300-000	Pendular arm cylinder	1		226200070004
2	GTHZ120-620310-000	Seal kit	1		
3	SF-2 2515	Bushing	4		
4	GB1152-89	Straight greaser	2		300170040004
5	GB70-85	Screw M6×35	4		300040020093
6	GTHZ120-610800-G00	Valve block	1		226400040001

Fig. 5-24 Rotation cylinder assembly



Item No.	Part No.	Description	Qty	Remarks or Series No.	Code No.
1	GTHZ120-620700-000	Rotation cylinder	1		226200070006
2	GTHZ120-620710-000	Seal kit	1		
3	GTHZ120-611000-G00	Valve block	1		226400040003
4		Screw	4		

Chapter 6 Electrical system

Fig. 6-1 Cable Assembly (GTHZ120)

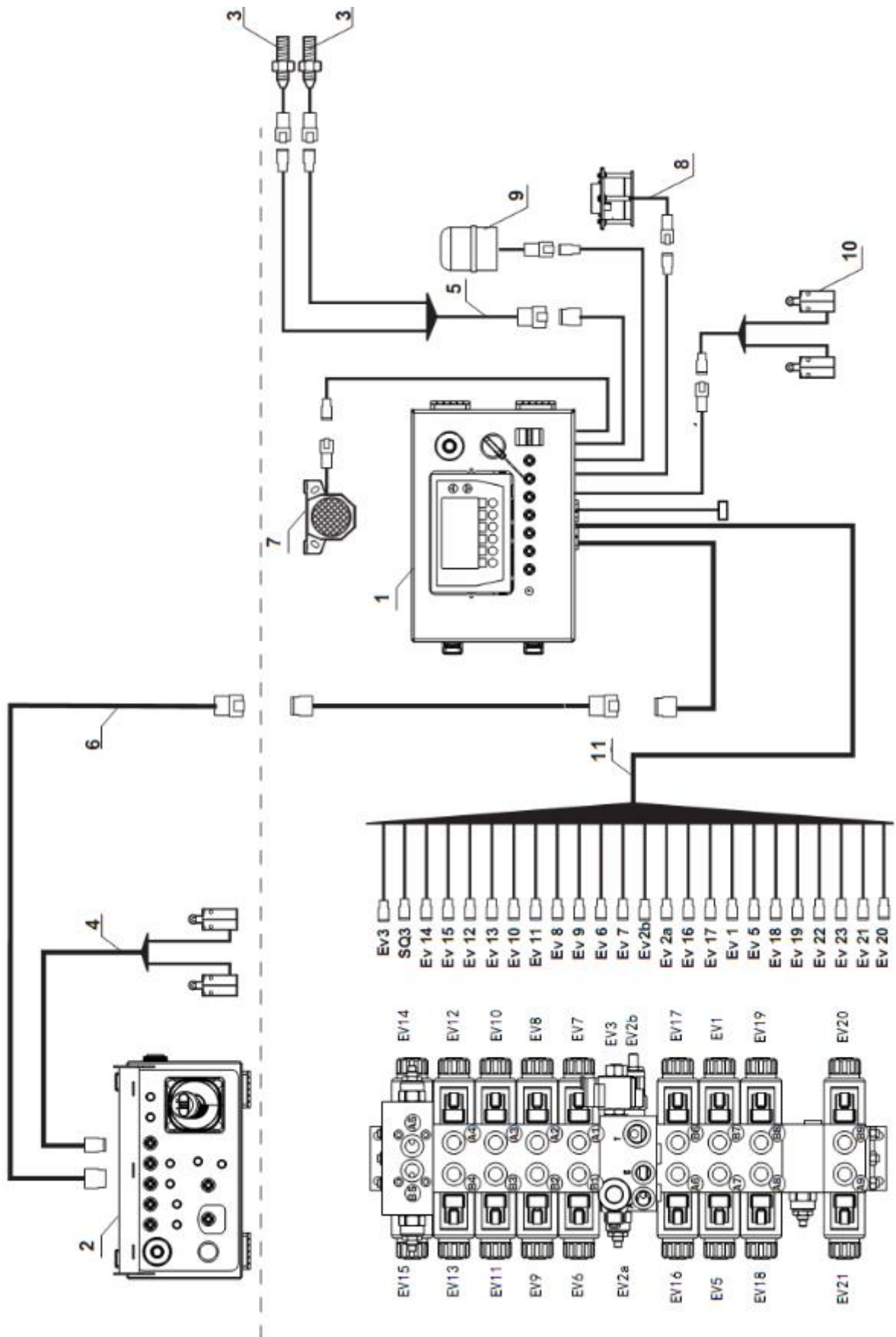


Fig. 6-1 Cable Assembly (GTHZ120)

Item No.	Part No.	Description	Qty	Remarks or Series No.	Code No.
1	HZ120PI-710000-000	Complete control console (Ground)	1		
2	GTHZ120-720000-004	Complete control console (Basket)	1		
3	GTHZ120-741100-001	Switch with wiring harness	2		
4	GTHZ120-740200-000	Switch (Stabilizer) with wiring harness	1		227200050002
5	GTHZ120-740500-001	Wiring harness	1		227100020014
6	GTHZ120-740601-002	Wiring harness	1		
8	GTHZ120-740602-002	Wiring harness	1		
7	NC9717-700500-000	Horn 12/24V	1		207900120038
8	GTHZ120-740800-001	Levelling system detector	1		227400010017
9	AP251-700050-G00	Warning Light	1		207600070106
10	GTHZ120-740300-000	Sensor	1		227200050004
11	HZ120PI-710100-002	principal wire bundle	1		

Fig.6-2 Cable Assembly (GTHZ170/GTHZ170C)

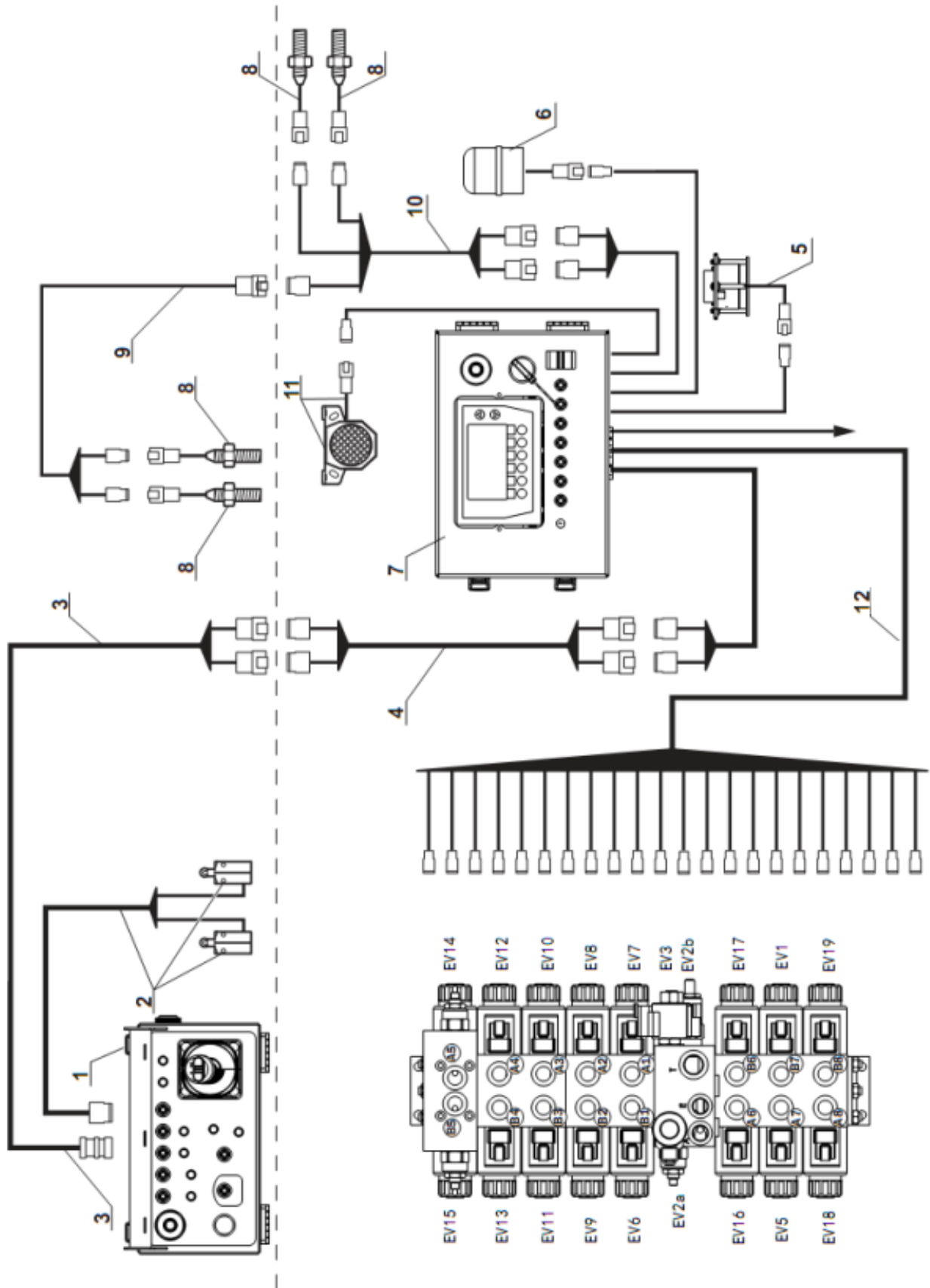


Fig. 6-2 Cable Assembly (GTHZ170/GTHZ170C)

Item No.	Part No.	Description	Qty	Remarks or Series No.	Code No.
1	GTHZ120-720000-004	Complete control console (Basket)	1		227500030015
2	GTHZ120-740200-000	Switch (Stabilizer) with wiring harness	1		227200050002
3	GTHZ170-740601-001	Wiring harness	1		
4	GTHZ170-740602-001	Wiring harness	1		
5	GTHZ120-740800-001	Levelling system detector	1		227400010017
6	AP251-700050-G00	Warning Light	1		207600070106
7	HZ120PI-710000-000	Complete control console (Ground)	1		227500040022
8	GTHZ120-741100-001	Switch with wiring harness	4		227200060001
9	GTHZ170-740500-000	Wiring harness	1		227100020006
10	GTHZ170-740400-000	Wiring harness	1		227100020007
11	NC9717-700500-000	Horn 12/24V	1		207900120038
12	HZ120PI-710100-002	principal wire bundle	1		

Fig. 6-3 Cable Assembly (Lead acid battery)

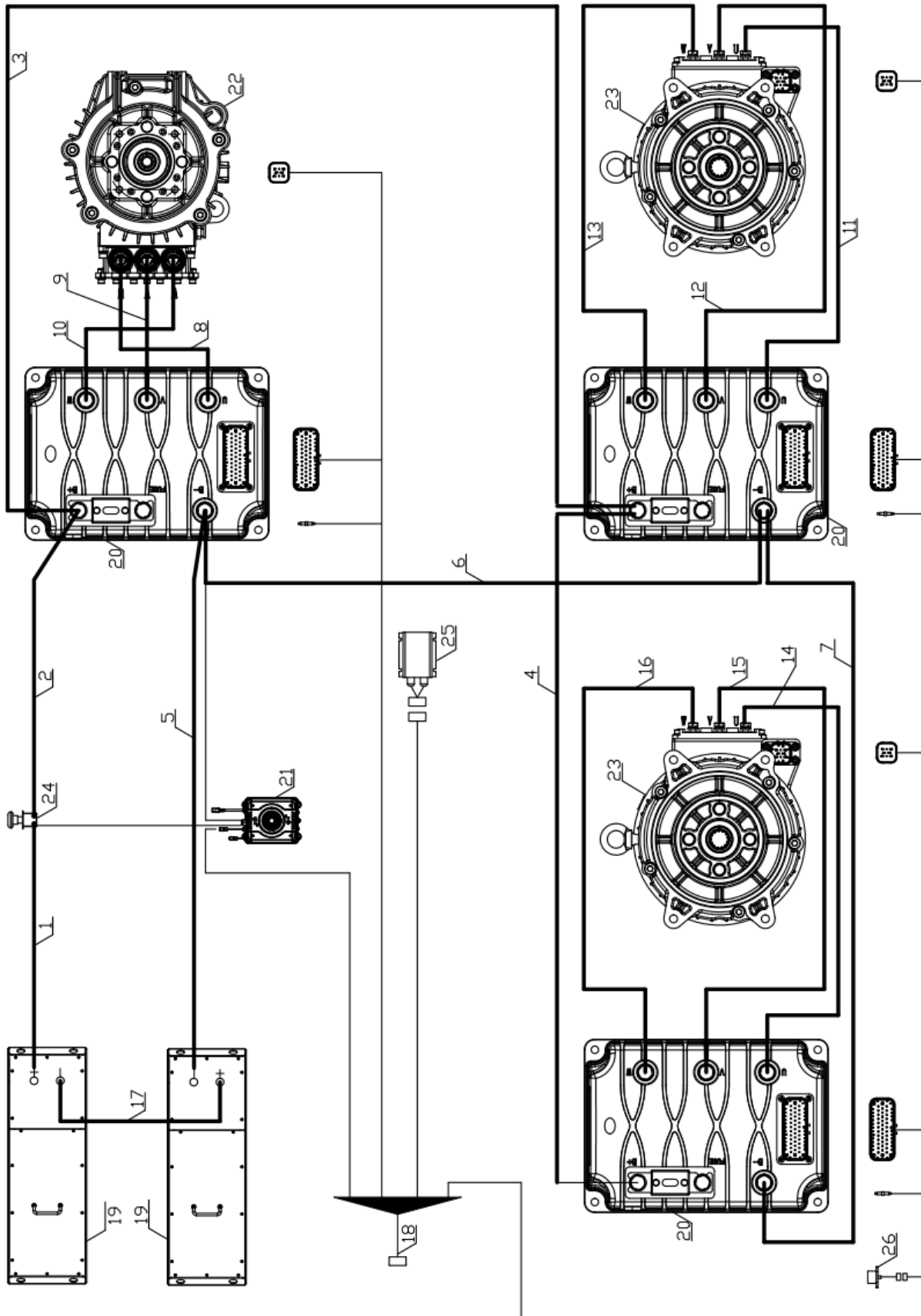


Fig. 6-3 Cable Assembly (Lead acid battery)

Item No.	Part No.	Description	Qty	Remarks or Series No.	Code No.
1	HZ120P-730100-000	Cable (+/switch)	1	GTHZ120	227300010208
	HZ170P-730100-000		1	GTHZ170/GTHZ170C	227300010210
2	HZ120PI-730100-001	Cable (switch/B+)	1	GTHZ120	227100070034
	HZ170PI-730100-001		1	GTHZ170/GTHZ170C	227300010337
3	HZ120PI-730200-001	Cable (B+/B+)	1	GTHZ120	227100070035
	HZ170PI-730200-001		1	GTHZ170/GTHZ170C	227300010328
4	HZ120PI-730200-001	Cable (B+/B+)	1	GTHZ120	227100070035
	HZ170PI-730300-001		1	GTHZ170/GTHZ170C	227300010329
5	HZ120P-730200-000	Cable (BAT-/B-)	1	GTHZ120	227300010209
	HZ170P-730200-000		1	GTHZ170/GTHZ170C	227300010335
6	HZ120PI-730200-001	Cable (B-/B-)	1	GTHZ120	227100070035
	HZ170PI-730400-001		1	GTHZ170/GTHZ170C	227300010330
7	HZ120PI-730200-001	Cable (B-/B-)	1	GTHZ120	227100070035
	HZ170PI-730500-001		1	GTHZ170/GTHZ170C	227300010331
8	HZ120PI-730600-000	Cable (U/U)	1	GTHZ120	227300010176
	HZ170PI-730600-001		1	GTHZ170/GTHZ170C	227300010332
9	HZ120PI-730700-000	Cable (V/V)	1	GTHZ120	227300010177
	HZ170PI-730700-001		1	GTHZ170/GTHZ170C	227300010333
10	HZ120PI-730800-000	Cable (W/W)	1	GTHZ120	227300010178
	HZ170PI-730800-001		1	GTHZ170/GTHZ170C	227300010334
11	HZ120PI-731300-000	Cable (U/U)	1	GTHZ120	227100070031
	HZ170PI-731300-000		1	GTHZ170/GTHZ170C	227300010341
12	HZ120PI-731400-000	Cable (V/V)	1	GTHZ120	227100070032
	HZ170PI-731400-000		1	GTHZ170/GTHZ170C	227300010342

Fig. 6-3 Cable Assembly (Lead acid battery)

Item No.	Part No.	Description	Qty	Remarks or Series No.	Code No.
13	HZ120PI-731500-000	Cable (W/W)	1	GTHZ120	227100070033
	HZ170PI-731500-000		1	GTHZ170/GTHZ170C	227300010343
14	HZ120PI-731000-000	Cable (U/U)	1	GTHZ120	227100070028
	HZ170PI-731000-000		1	GTHZ170/GTHZ170C	227300010338
15	HZ120PI-731100-000	Cable (V/V)	1	GTHZ120	227100070029
	HZ170PI-731100-000		1	GTHZ170/GTHZ170C	227300010339
16	HZ120PI-731200-000	Cable (W/W)	1	GTHZ120	227100070030
	HZ170PI-731200-000		1	GTHZ170/GTHZ170C	227300010340
17	HZ120P-730300-000	Cable (B+/B-)	1	GTHZ120	227300010325
	HZ170P-730300-000		1	GTHZ170/GTHZ170C	227300010336
18	HZ120PI-740100-001	Cable (Drive harness assembly)	1	GTHZ120	227100070036
	HZ170PI-740100-001		1	GTHZ170/GTHZ170C	227100070046
19	HZ120P-760000-000	battery	2		227600010011
20	HB280PI-750200-G00	driver	3		227500020009
21	HS1416TPI-760200-G00	Battery charger	1		227800010018
22	HS1416TPI-710200-G00	Pump Motor	1		227700010004
23	HS1416TPI-710100-G00	Traction Motor	2		227700020009
24	AIBS600-700001-000	Power switch	1		207200040066
25	XIPD350-700400-000	DC changer	1		207900220067
26	GTHZ170C-741300-001	Potential assembly	1		227400010014

Fig.6-4 Cable Assembly (Lithium battery)

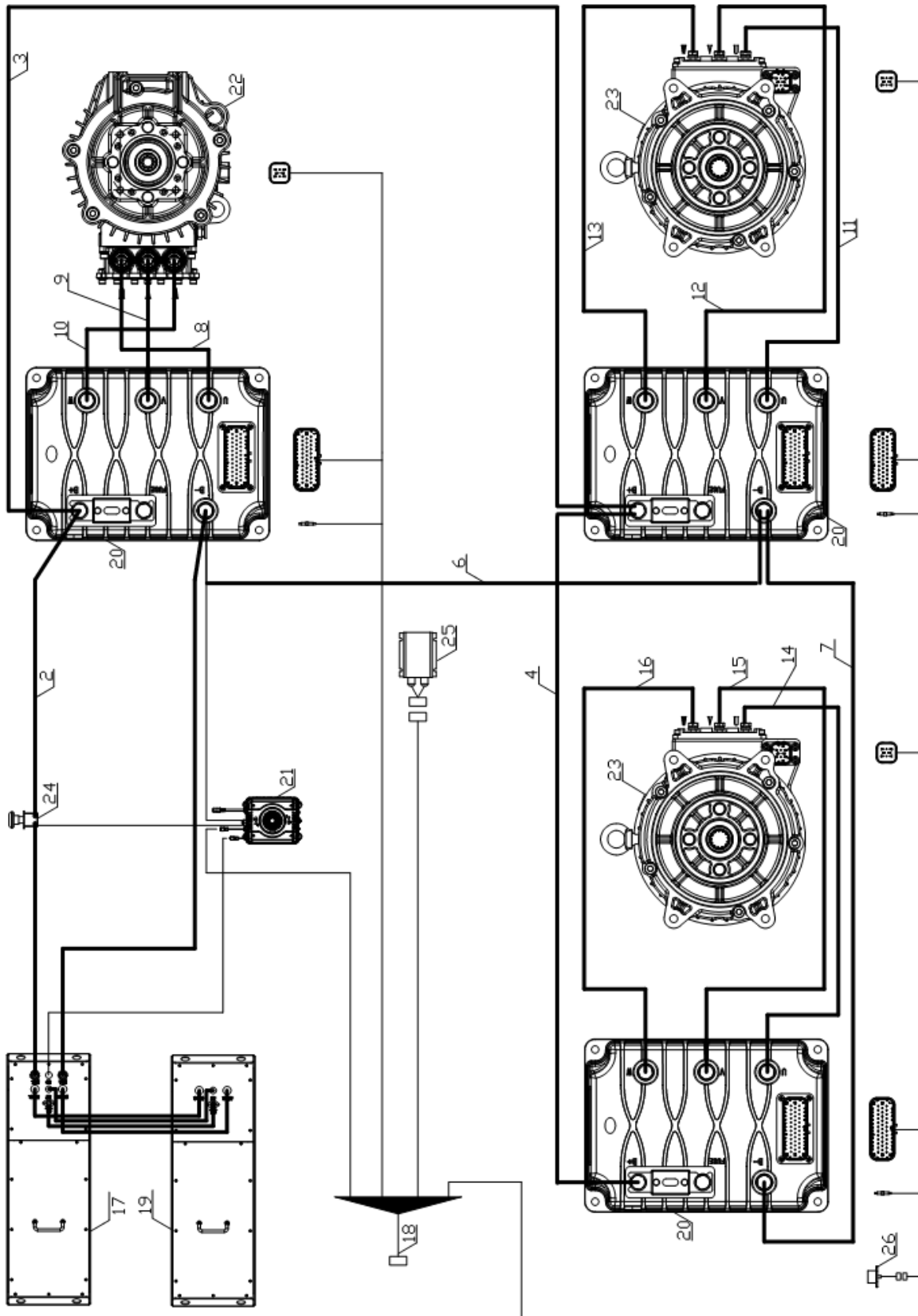


Fig. 6-3 Cable Assembly (Lithium battery)

Item No.	Part No.	Description	Qty	Remarks or Series No.	Code No.
2	HZ120PI-730100-001	Cable (switch/B+)	1	GTHZ120	227100070034
	HZ170PI-730100-001		1	GTHZ170/GTHZ170C	227300010337
3	HZ120PI-730200-001	Cable (B+/B+)	1	GTHZ120	227100070035
	HZ170PI-730200-001		1	GTHZ170/GTHZ170C	227300010328
4	HZ120PI-730200-001	Cable (B+/B+)	1	GTHZ120	227100070035
	HZ170PI-730300-001		1	GTHZ170/GTHZ170C	227300010329
5	HZ120P-730200-000	Cable (BAT-/B-)	1	GTHZ120	227300010209
	HZ170P-730200-000		1	GTHZ170/GTHZ170C	227300010335
6	HZ120PI-730200-001	Cable (B-/B-)	1	GTHZ120	227100070035
	HZ170PI-730400-001		1	GTHZ170/GTHZ170C	227300010330
7	HZ120PI-730200-001	Cable (B-/B-)	1	GTHZ120	227100070035
	HZ170PI-730500-001		1	GTHZ170/GTHZ170C	227300010331
8	HZ120PI-730600-000	Cable (U/U)	1	GTHZ120	227300010176
	HZ170PI-730600-001		1	GTHZ170/GTHZ170C	227300010332
9	HZ120PI-730700-000	Cable (V/V)	1	GTHZ120	227300010177
	HZ170PI-730700-001		1	GTHZ170/GTHZ170C	227300010333
10	HZ120PI-730800-000	Cable (W/W)	1	GTHZ120	227300010178
	HZ170PI-730800-001		1	GTHZ170/GTHZ170C	227300010334
11	HZ120PI-731300-000	Cable (U/U)	1	GTHZ120	227100070031
	HZ170PI-731300-000		1	GTHZ170/GTHZ170C	227300010341
12	HZ120PI-731400-000	Cable (V/V)	1	GTHZ120	227100070032
	HZ170PI-731400-000		1	GTHZ170/GTHZ170C	227300010342
13	HZ120PI-731500-000	Cable (W/W)	1	GTHZ120	227100070033
	HZ170PI-731500-000		1	GTHZ170/GTHZ170C	227300010343
14	HZ120PI-731000-000	Cable (U/U)	1	GTHZ120	227100070028
	HZ170PI-731000-000		1	GTHZ170/GTHZ170C	227300010338

Fig. 6-3 Cable Assembly (Lithium battery)

Item No.	Part No.	Description	Qty	Remarks or Series No.	Code No.
15	HZ120PI-731100-000	Cable (V/V)	1	GTHZ120	227100070029
	HZ170PI-731100-000		1	GTHZ170/GTHZ170C	227300010339
16	HZ120PI-731200-000	Cable (W/W)	1	GTHZ120	227100070030
	HZ170PI-731200-000		1	GTHZ170/GTHZ170C	227300010340
17	HZ120PI-730000-000	battery	1		227300010325
18	HZ120PI-740100-001	Cable (Drive harness assembly)	1	GTHZ120	227100070036
	HZ170PI-740100-001		1	GTHZ170/GTHZ170C	227100070046
20	HB280PI-750200-G00	driver	3		227500020009
21	HS1416TPI-760200-G00	Battery charger	1		227800010018
22	HS1416TPI-710200-G00	Pump Motor	1		227700010004
23	HS1416TPI-710100-G00	Traction Motor	2		227700020009
24	AIBS600-700001-000	Power switch	1		207200040066
25	XIPD350-700400-000	DC changer	1		207900220067
26	GTHZ170C-741300-001	Potential assembly	1		227400010014

Fig.6-5 Electric device distribution (GTHZ120)

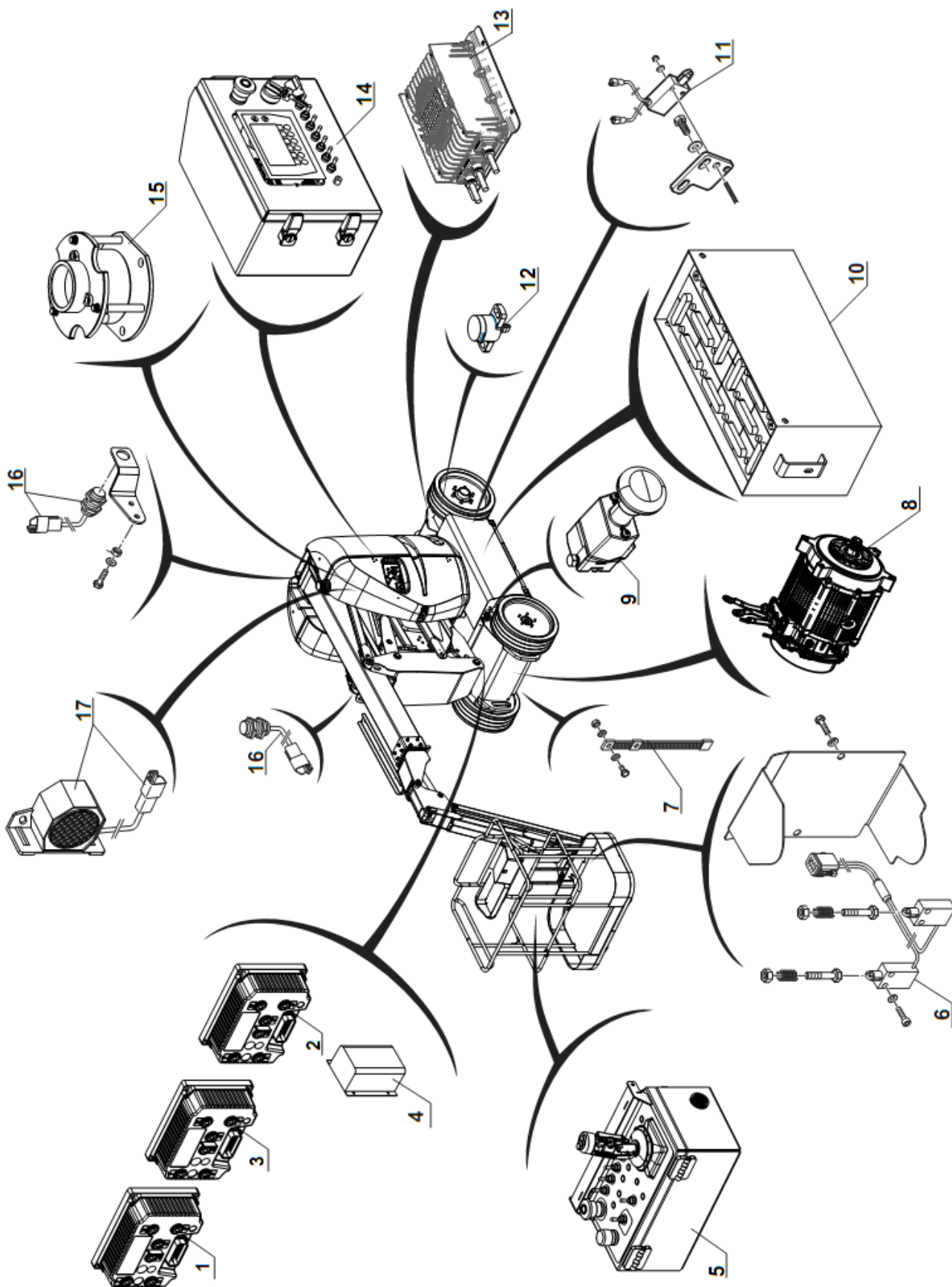


Fig. 6-5 Electric device distribution (GTHZ120)

Item No.	Part No.	Description	Qty	Remarks or Series No.	
1	HB280PI-750200-G00	Walking driver (Left)	1	Match EnPower motor	The program is different
2	HB280PI-750200-G00	Walking driver (Right)	1	Match EnPower motor	
3	HB280PI-750200-G00	Pump Driver	1	Match EnPower motor	
4	XIPD350-700400-000	DC changer	1		
5	GTHZ120-720000-004	Complete control console (Basket)	1	Fig. 6-8	
6	GTHZ120-740200-000	Switch (Stabilizer) with wiring harness	1		
7	78XEN-400003-G00	Antistatic strap	1		
8	HS1416TPI-710100-G00	Traction Motor	2	EnPower motor	
9	AIBS600-700001-000	Complete breaker circuit	1		
10	HZ120P-760000-000	Battery	2	Lead acid battery	
	HZ120PI-730000-000	Battery	1	Lithium battery	
11	GTHZ120-740300-000	Sensor	1		
12	AP1600-700910-000	Potentiometer assembly	1		
13	HS1416TPI-760200-G00	Battery charger	1		
14	HZ120PI-710000-000	Complete control console (Ground)	1	Fig. 6-7	
15	GTHZ120-740800-001	Levelling system detector	1		
16	GTHZ120-741100-G00	Switch with wiring harness	2		
17	NC9717-700500-000	Horn	1		

Fig.6-6 Electric device distribution (GTHZ170/GTHZ170C)

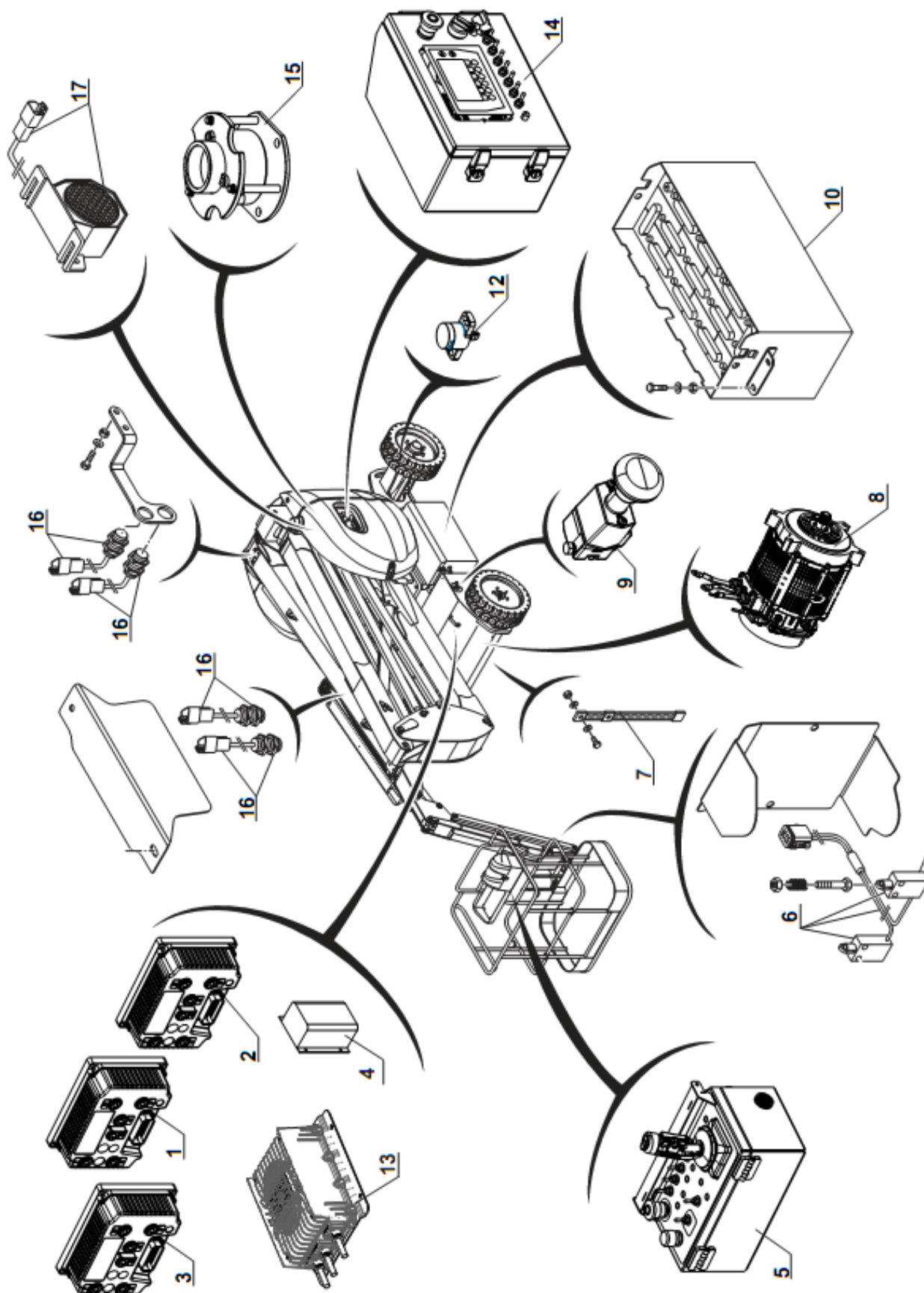


Fig. 6-6 Electric device distribution (GTHZ170/GTHZ170C)

Item No.	Part No.	Description	Qty	Remarks or Series No.	Code No.
1	HB280PI-750200-G00	Walking driver (Left)	1	Match EnPower motor	The program is different
2	HB280PI-750200-G00	Walking driver (Right)	1	Match EnPower motor	
3	HB280PI-750200-G00	Pump Driver	1	Match EnPower motor	
4	XIPD350-700400-000	DC changer	1		
5	GTHZ120-720000-004	Complete control console (Basket)	1	Fig. 6-8	
6	GTHZ120-740200-000	Switch (Stabilizer) with wiring harness	1		
7	78XEN-400003-G00	Antistatic strap	1		
8	HS1416TPI-710100-G00	Traction Motor	2	EnPower motor	
9	AIBS600-700001-000	Complete breaker circuit	1		
10	HZ120P-760000-000	Battery	2	Lead acid battery	
	HZ120PI-730000-000	Battery	1	Lithium battery	
12	AP1600-700910-000	Potentiometer assembly	1		
13	HS1416TPI-760200-G00	Battery charger	1		
14	HZ120PI-710000-000	Complete control console (Ground)	1	Fig. 6-7	
15	GTHZ120-740800-001	Levelling system detector	1		
16	GTHZ120-741100-G00	Switch with wiring harness	2		
17	NC9717-700500-000	Horn	1		

Fig.6-7 Complete control console (Ground)

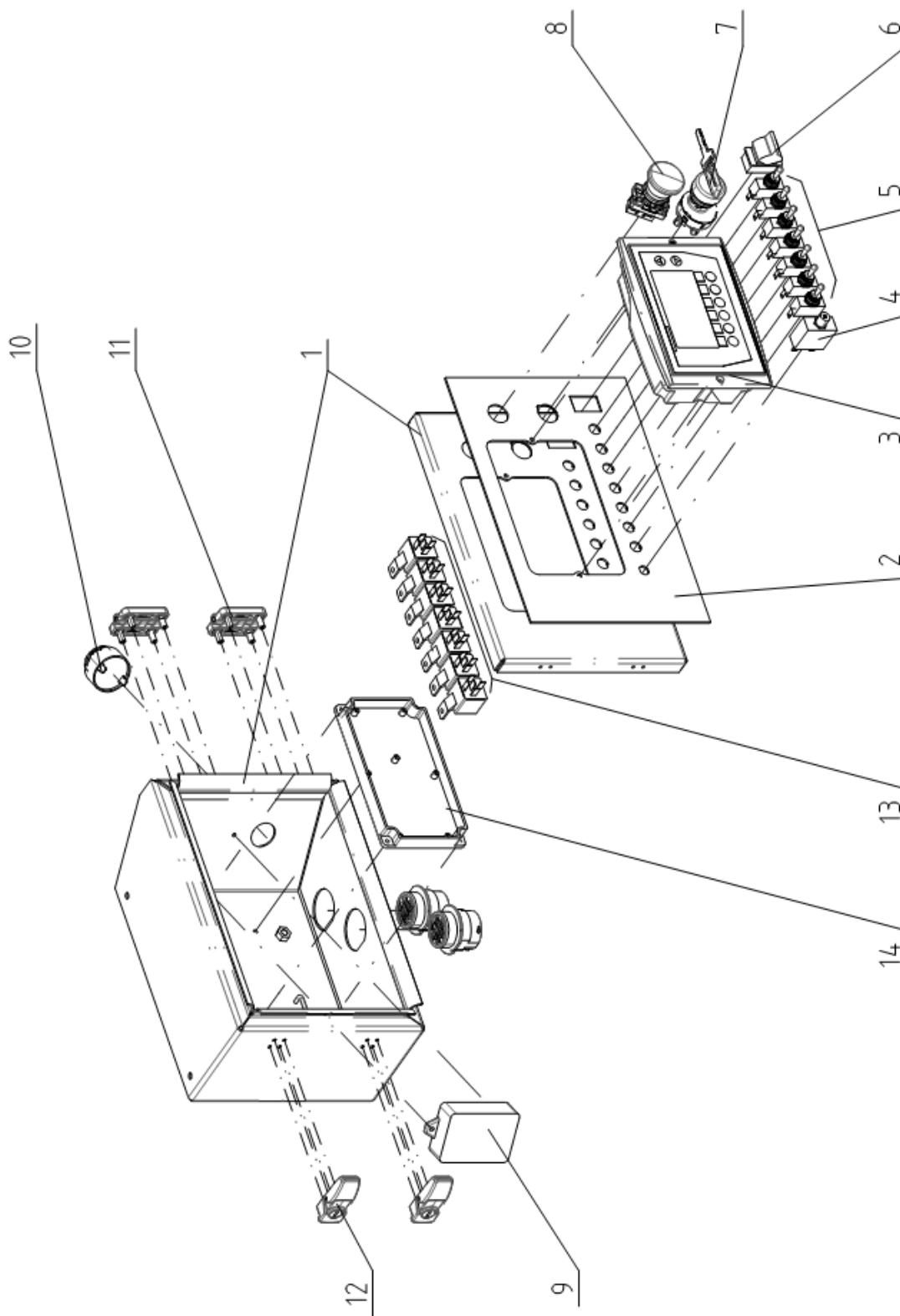


Fig.6-7 Complete control console (Ground)

Item No.	Part No.	Description	Qty	Remarks or Series No.	Code No.
1	HZ120PI-710000-000	Complete control console (Ground)			
2	GTHZ120-710100-000	Sticker	1		
3	GTHZ120-710200-000	Screen	1		
4	GTHZ210C-710400-000	button	1		
5	GTHZ210C-720400-000	Shift switch	7		
6	GTHZ120-710300-000	Switch	1		
7	GTHZ210C-710300-000	Key switch	1		
8	GTHZ210C-720900-000	Emergency switch	1		
9	GTHZ120-710700-000	Isolation module	1		
10	GTHZ210C-720600-000	beeper	1		
11	GTHZ210C-721500-000	hinge	2		
12	GTHZ210C-721600-000	Lock	2		
13	GTHZ120-710500-000	Relay	7		
14	GTHZ120-710600-001	module	1		

Fig. 6-8 Complete control console (Basket)

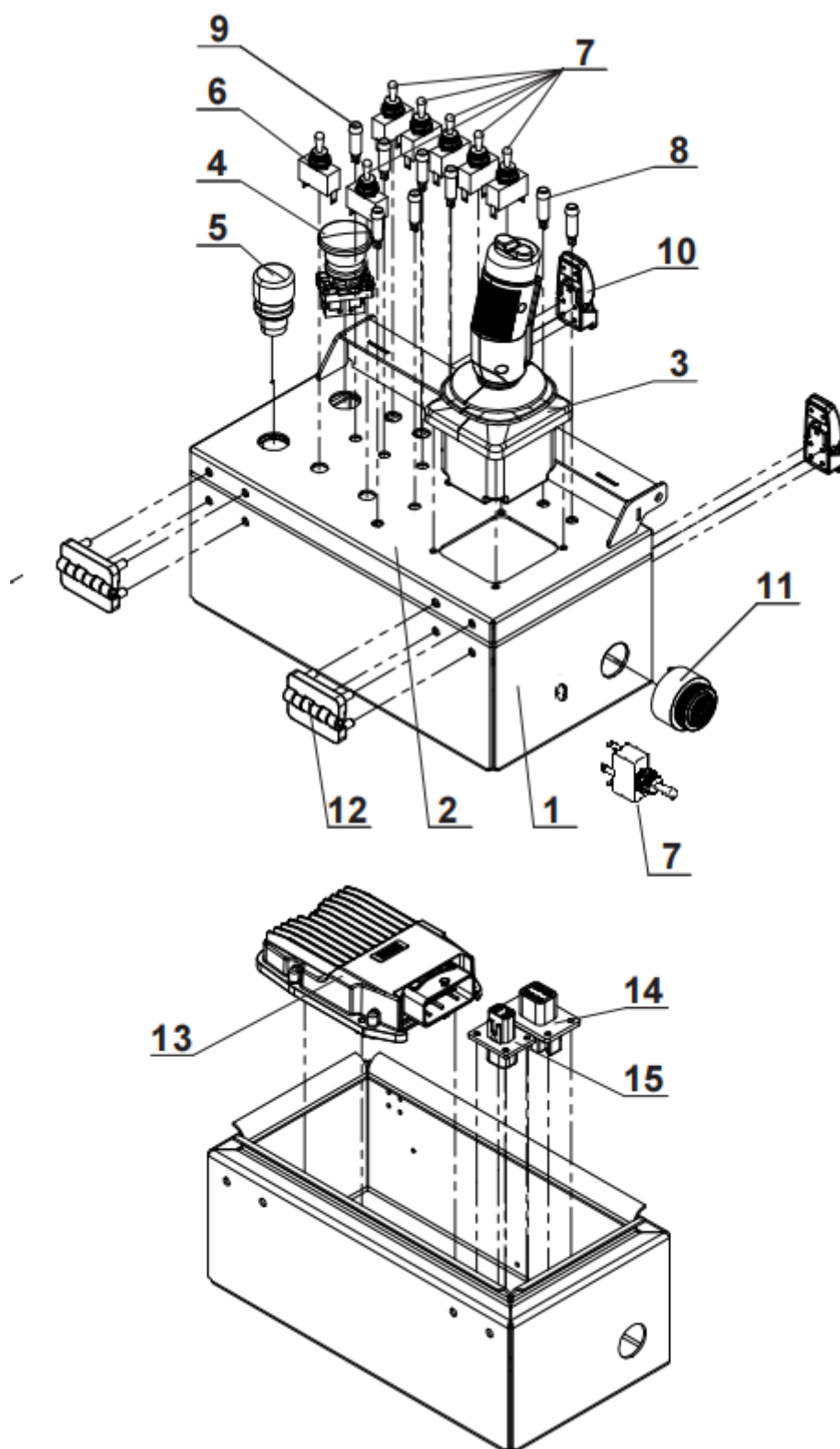


Fig. 6-8 Complete control console (Basket)

Item No.	Part No.	Description	Qty	Remarks or Series No.	Code No.
1	GTHZ120-720000-004	Complete control console (Basket)			227500030015
2	GTHZ120-720100-000	Sticker	1		
3	GTHZ120-720200-000	Joystick	1		
4	GTHZ210C-720900-000	Emergency switch	1		
5	GTHZ210C-721300-000	button	1		
6	GTHZ120-720300-000	Shift switch	1		
7	GTHZ210C-720400-000	Shift switch	7		
8	GTHZ210C-720700-000	Indicator	2		
9	GTHZ210C-720800-000	Indicator	6		
10	GTHZ210C-721600-000	Lock	2		
11	GTHZ210C-720600-000	Beeper	1		
12	GTHZ210C-721500-000	Hinge	2		
13	GTHZ210C-721000-000	Basket controller	1		
14	DT04-8P	Protector	1		
15	DT04-4P	Protector	1		

Chapter 7 Adhesive signs

Fig. 7-1 Adhesive signs (GTHZ120)

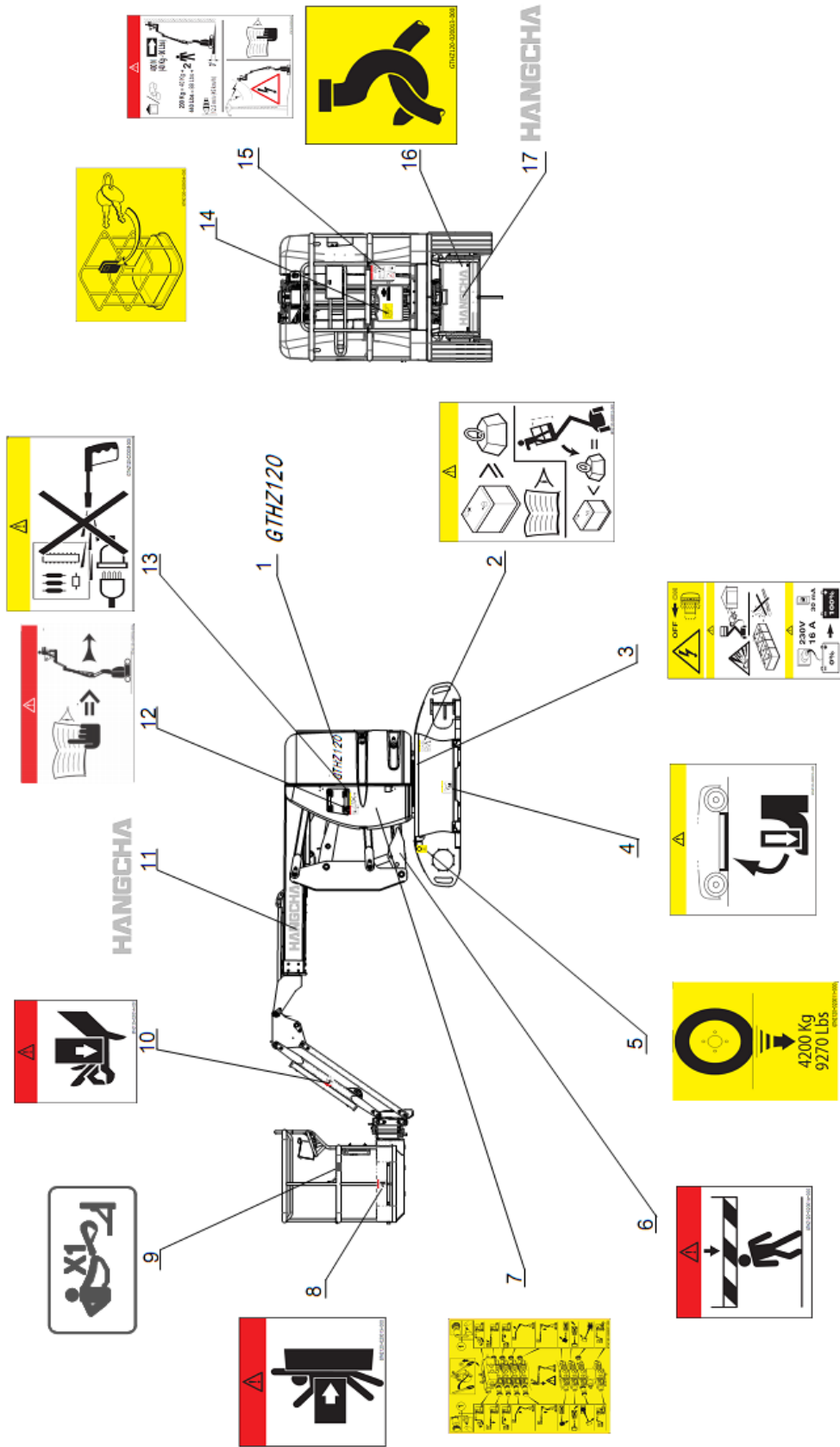


Fig. 7-1 Adhesive signs (GTHZ120)

Item No.	Part No.	Description	Qty	Remarks or Series No.	Code No.
1	GTHZ120-020001-000	adhesive	2		
2	GTHZ120-020012-000	adhesive	2		
3	GTHZ120-020003-000	adhesive	1		
4	GTHZ120-020010-000	adhesive	2		
5	GTHZ120-020013-000	adhesive	4		
6	GTHZ120-020016-000	adhesive	1		
7	GTHZ120-020009-001	adhesive	1		
8	GTHZ120-020015-000	adhesive	2		
9	140XEN-020024-001	adhesive	2		
10	GTHZ120-020014-000	adhesive	2		
11	GTHZ120-020021-000	adhesive	1		
12	GTHZ120-020005-000	adhesive	1		
13	GTHZ120-020008-000	adhesive	1		
14	GTHZ120-020004-000	adhesive	1		
15	GTHZ120-020002-000	adhesive	1		
16	GTHZ120-020011-000	adhesive	4		
17	GTWZ110-020013-000	adhesive	4		
18	GTHZ120-020022-000	adhesive	2		
19	GTHZ120-020006-000	adhesive	1		
20	GTHZ120-020007-000	adhesive	1		

Fig. 7-2 Adhesive signs (GTHZ170/GTHZ170C)

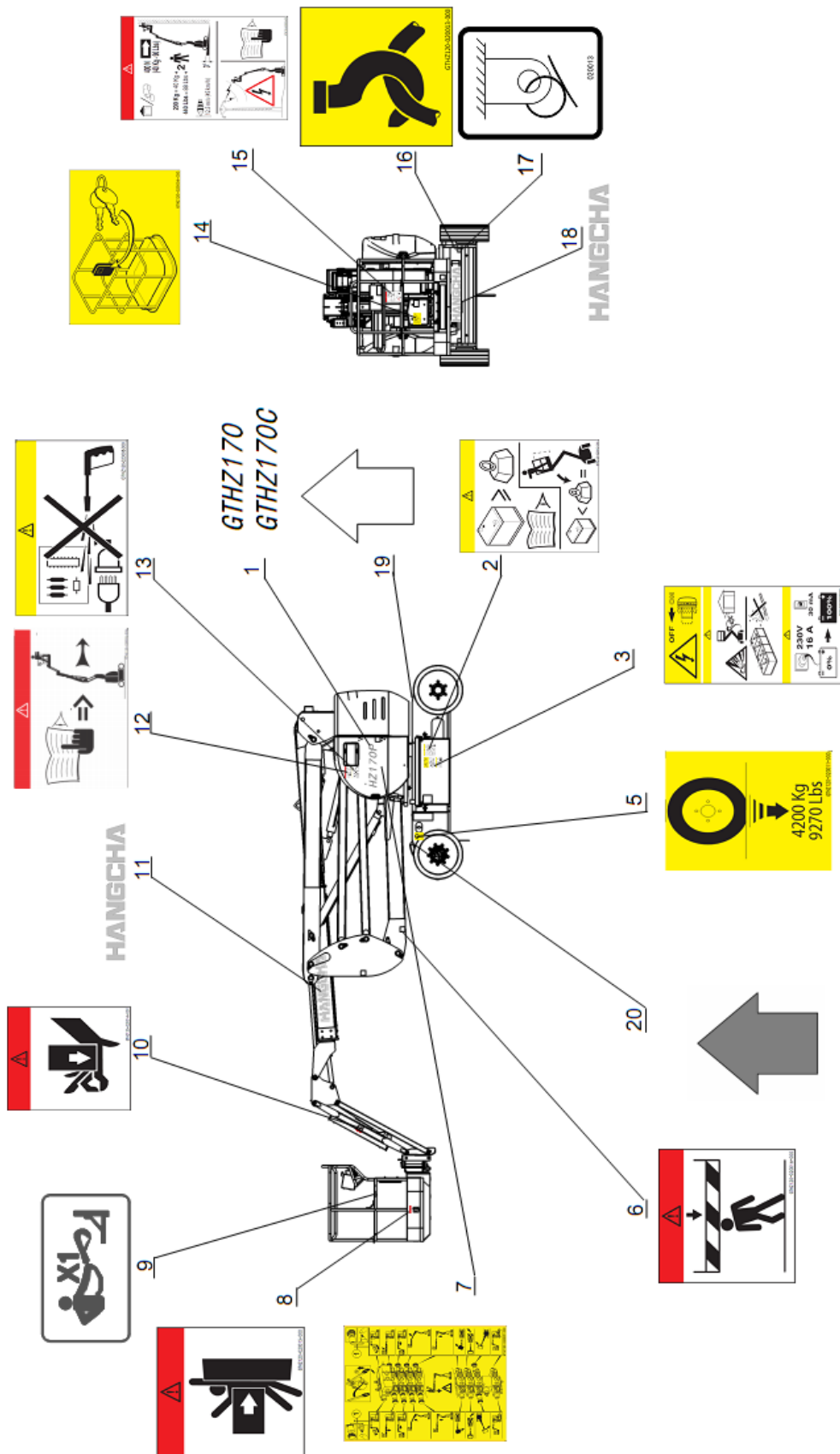


Fig. 7-2 Adhesive signs (GTHZ170/GTHZ170C)

Item No.	Part No.	Description	Qty	Remarks or Series No.	Code No.
1	GTHZ170-020001-000	adhesive	2		
	GTHZ170C-020001-000	adhesive	2		
2	GTHZ120-020012-000	adhesive	2		
3	GTHZ120-020003-000	adhesive	1		
5	GTHZ120-020013-000	adhesive	4		
6	GTHZ120-020016-000	adhesive	1		
7	GTHZ120-020009-001	adhesive	1		
8	GTHZ120-020015-000	adhesive	2		
9	140XEN-020024-001	adhesive	2		
10	GTHZ120-020014-000	adhesive	2		
11	GTHZ120-020021-000	adhesive	1		
12	GTHZ120-020005-000	adhesive	1		
13	GTHZ120-020008-000	adhesive	1		
14	GTHZ120-020004-000	adhesive	1		
15	GTHZ120-020002-000	adhesive	1		
16	GTHZ120-020011-000	adhesive	4		
17	GTWZ110-020013-000	adhesive	4		
18	GTHZ120-020022-000	adhesive	2		
19	GTHZ120-020006-000	adhesive	1		
20	GTHZ120-020007-000	adhesive	1		



HANGCHA GROUP CO., LTD.

- Address: 666 Xiangfu Road, Hangzhou, Zhejiang, China
- Fax: 0086-571-88926789 0086-571-88132890 ■ ZIP: 311305
- Web: <http://www.hcforklift.com> ■ E-mail: sales@hcforklift.com